

6 5 4 3 2 1

APPROVED: _____
 DATE: _____ TITLE: _____

Rev	AWO #	Description	Date	Appr
-		RELEASED	3/16/21	
A		ADDED PACKING	12/9/21	JJ/RC

D

C

B

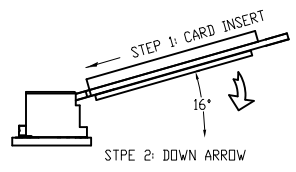
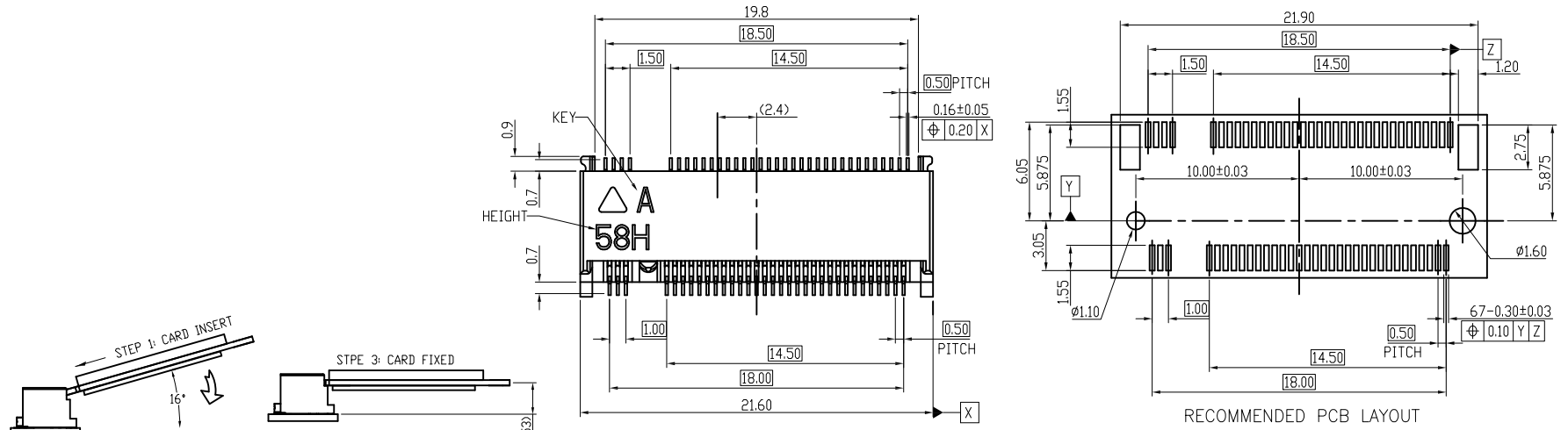
A

D

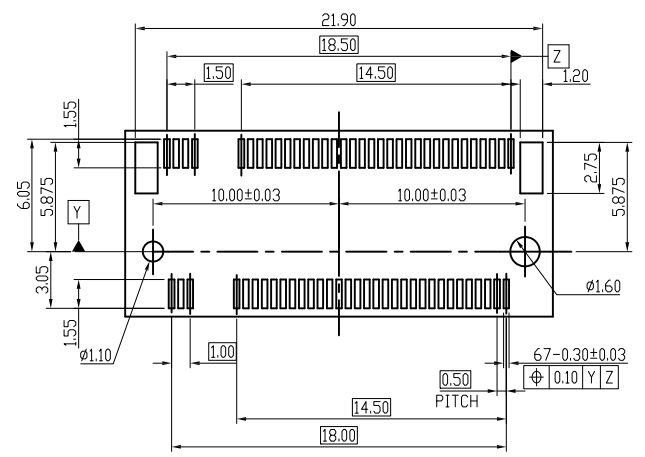
C

B

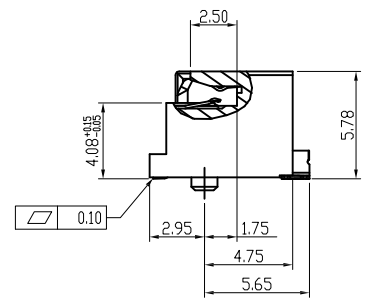
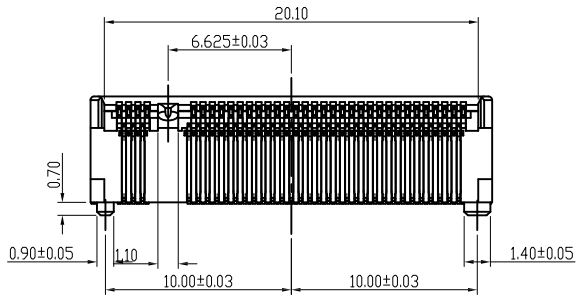
A



MATING CONDITION



RECOMMENDED PCB LAYOUT



SECTION A-A

SPECIFICATIONS:
 Material:
 Insulator: (LCP) Hi-Temp Thermoplastic, rated UL 94V-0
 Insulator Color: Black
 Contacts: Phosphor Bronze
 Hold down: Brass, Nickel Plated
 Solder area: Tin plated

Plating:
 Gold flash over Nickel underplate overall

Electrical:
 Voltage rating: 50 VAC
 Current rating: 0.5A / (1Pin)
 Contact resistance: 55 mohms max
 Insulation resistance: 500 Mohms min
 Dielectric withstanding voltage: 300 VAC for 1 minute

Mechanical:
 Durability: 60 cycles min
 Insertion force: 20N max
 Withdrawal force: 25N
 Temperature Rating:
 Operating temperature: -40°C to +85°C

Environmental:
 Lead free, RoHS compliant



UNLESS OTHERWISE SPECIFIED
 ALL DIMENSIONS ARE MILLIMETERS
 TOLERANCES: EXCEPT AS NOTED

MM	± 0.30	ANGLE	± 3°
.XX	± 0.20	.X	± 1°
.XXX	± 0.10		

DRAWN	LH	3/16/21
CHECKED	JL	3/16/21
APPROVED		

THIS DRAWING CONTAINS INFORMATION THAT IS PROPRIETARY AND SHOULD NOT BE USED WITHOUT PRIOR WRITTEN PERMISSION FROM ADAM TECH

ADAM TECH 909 Rahway Avenue,
 Union, NJ 07083
 Phone: 908-687-5000
 Fax: 908-687-5710

TITLE: M.2 CONNECTOR, 67PINS, SMT TYPE,
 5.80MM HEIGHT, A KEY

SIZE	PART NO.	REV.
X	M2-A1-67-R-SMT-5.80-KA-T/R	A

REF: S00275T SCALE: NTS SHEET 1 OF 3

6 5 4 3 2 1

6 5 4 3 2 1

APPROVED: _____
 DATE: _____ TITLE: _____

Rev	AWO #	Description	Date	Appr
SEE SHT 1 OF 3 FOR REVISION				

FRONT SIDE

42(NGFF CARD 42mm TYPE)
 60(NGFF CARD 60mm TYPE)
 80(NGFF CARD 80mm TYPE)
 110(NGFF CARD 110mm TYPE)

22
 $\phi 3.5 \pm 0.05$
 $\phi 5.5 \pm 0.1$
 MECHANICAL GND PAD
 AREA RESERVED FOR RF RECEPTACLE OR COMPONENTS WHEN NO RF RECEPTACLES USED

3.8 ± 0.15
 2
 POS. No.75
 PITCH
 0.5
 1.125
 6.625
 1.2 ± 0.05
 14.5
 19.85 ± 0.15

3.5
 4
 POS. No.1
 34X0.35 ± 0.04
 $\phi 0.15$ C B A
 0.05 C

COMPONENT AREA

KEY ID "A"
 RECOMMENDED MODULE LAYOUT
 GENERAL TOLERANCE ± 0.15

1.25 ± 0.1
 1.25 ± 0.1
 1 ± 0.1
 $\phi 3.5 \pm 0.1$
 MECHANICAL GND PAD
 COMPONENT AREA

4 MIN.
 2-20° ± 5
 0.3 ± 0.25
 0.2 MIN.
 0.8 ± 0.08
 -0.15 M
 5.2 MIN.

BACK SIDE

2-R0.5
 POS. No.2
 1.375
 2.5
 14.5
 0.5
 PITCH
 $\phi 0.15$ C B A
 0.05 C

POS. No.74
 33X0.35 ± 0.04

UNLESS OTHERWISE SPECIFIED
 ALL DIMENSIONS ARE MILLIMETERS
 TOLERANCES: EXCEPT AS NOTED

MM	ANGLE
.X ± 0.30	X. ± 3'
.XX ± 0.20	.X ± 1'
.XXX ± 0.10	

DRAWN	LH	3/16/21
CHECKED	JL	3/16/21
APPROVED		

THIS DRAWING CONTAINS INFORMATION THAT IS PROPRIETARY AND SHOULD NOT BE USED WITHOUT PRIOR WRITTEN PERMISSION FROM ADAM TECH

909 Rahway Avenue,
 Union, NJ 07083
 Phone: 908-687-5000
 Fax: 908-687-5710

ADAM TECH

TITLE
 M.2 CONNECTOR, 67PINS, SMT TYPE,
 5.80MM HEIGHT, A KEY

SIZE X	PART NO. M2-A1-67-R-SMT-5.80-KA-T/R	REV. A
-----------	--	-----------

REF: S00275T SCALE: NTS SHEET 2 OF 3

6 5 4 3 2 1

6 5 4 3 2 1

APPROVED: _____
DATE: _____ TITLE: _____

Rev	AWO #	Description	Date	Appr
-----	-------	-------------	------	------

SEE SHT 1 OF 3 FOR REVISION

NOIES:

1. PACKING STYLE: 600 PCS/REEL
3,600 PCS/OUTER CARTON
2. MATERIAL: CARRIER TAPE: PS BLACK
COVER TAPE: PET FILM
REEL: PLASTIC
3. PEEL STRENGTH OF COVER TAPE: 20~80g
(PEEL SPEED 300mm/MINUTE)
4. CARTON SIZE: 350x350x320mm
5. G/W: Kg , N/W: Kg

NOIES.

1. PACKING STYLE: 600 PCS/REEL
3,600 PCS/OUTER CARTON
2. MATERIAL: CARRIER TAPE: PS BLACK
COVER TAPE: PET FILM
REEL: PLASTIC
3. PEEL STRENGTH OF COVER TAPE: 20~80g
(PEEL SPEED 300mm/MINUTE)
4. CARTON SIZE: 350x350x320mm
5. G/W: Kg , N/W: Kg

UNLESS OTHERWISE SPECIFIED
ALL DIMENSIONS ARE MILLIMETERS
TOLERANCES: EXCEPT AS NOTED

MM	ANGLE
.X ± 0.30	.X ± 3°
.XX ± 0.20	.X ± 1°
.XXX ± 0.10	

ADAM TECH

909 Rahway Avenue,
Union, NJ 07083
Phone: 908-687-5000
Fax: 908-687-5710

DRAWN	LH	3/16/21
CHECKED	JL	3/16/21
APPROVED		

TITLE: M.2 CONNECTOR, 67PINS, SMT TYPE,
5.80MM HEIGHT, A KEY

THIS DRAWING CONTAINS INFORMATION THAT IS PROPRIETARY AND SHOULD NOT BE USED WITHOUT PRIOR WRITTEN PERMISSION FROM ADAM TECH

SIZE X	PART NO. M2-A1-67-R-SMT-5.80-KA-T/R	REV. A
-----------	--	-----------

REF: S00275T SCALE: NTS SHEET 3 OF 3

6 5 4 3 2 1