



QR18: PRODUCT CHANGE NOTICE

This document shall be issued upon changes to the design of a GCT Product.
It shall be distributed to all Interested Parties and shall be made available on the GCT Website.

Date of Notice: (DD/MM/YYYY)	15 th April 2021	Product Change Notice Number:	USB4110 B PCN 20210415
--	-----------------------------	--------------------------------------	------------------------

Product Identifier:	USB4110-GF-A
----------------------------	--------------

Drawing Revision Letter:	B	Proposed First Ship Date:	Due to changes being cosmetic and having no impact upon customer use of the product, new version products will be supplied upon their availability, unless customer instructs otherwise.
---------------------------------	----------	----------------------------------	--

REVISION OVERVIEW

Revision Issues by Category:

FORM & DIMENSIONS: Form is generally the same. Dimensions vary in very small amounts, all within the tolerances of the existing version – see drawings below. GCT Logo has been added to Product Shell – see drawings below.
FOOTPRINT/LAYOUT: NO CHANGE
FIT/MATING: NO CHANGE
FUNCTION: NO CHANGE
ELECTRICAL: Current Rating has been increased from 3 Amps to 5 Amps – see below for details.
PLATING: NO CHANGE
MATERIALS: NO CHANGE
DURABILITY & FORCES: NO CHANGE
PACKAGING: NO CHANGE
USE OF PICK & PLACE EQUIPMENT: NO CHANGE
AVAILABILITY/OPTIONS/VARIANTS: NO CHANGE
ENVIRONMENTAL/TEMPERATURE: NO CHANGE
CERTIFICATIONS: NO CHANGE
OTHER: For increased clarity, Mating View has been added to the Product Drawing – see drawing below.

Description of Changes: with diagrams if relevant

Current Rating Change

Version B is electrically upgraded such that it is rated at 5 Amps:

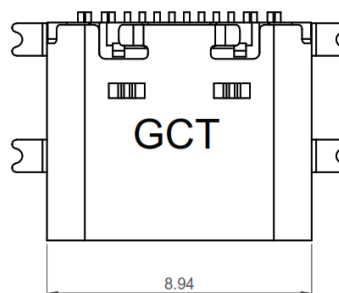
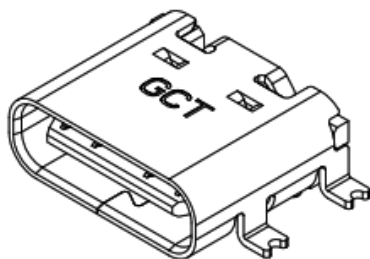
Rev A1

Electrical
 Current Rating: 3.00A collectively for Vbus pins
 4.25A collectively for GND pins
 1.25A for B5 pin
 0.25A per pin for all other pins
 Voltage Rating: 20V DC
 Contact Resistance: 40mΩ max initial.
 50mΩ max after test
 Dielectric Withstanding Voltage: 100V AC, 1 minute
 Insulation Resistance: 100MΩ min

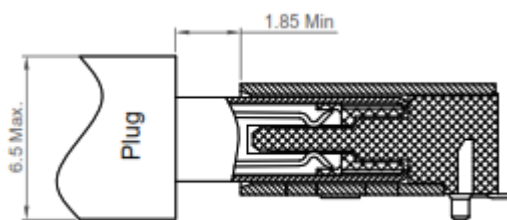
Rev B

Electrical
 Current Rating: 5.00A collectively for Vbus pins
 6.25A collectively for GND pins
 1.25A for B5 pin
 0.25A per pin for all other pins
 Voltage Rating: 20V DC
 Contact Resistance: 40mΩ max initial.
 50mΩ max after test
 Dielectric Withstanding Voltage: 100V AC, 1 minute
 Insulation Resistance: 100MΩ min

GCT Logo has been added to the product shell



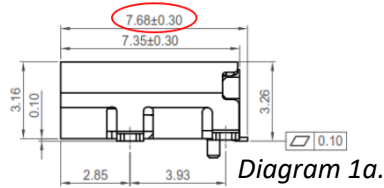
Mating View has been added to the Product Drawing



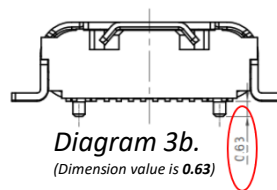
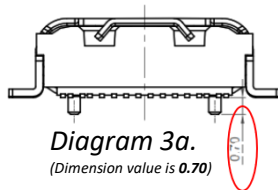
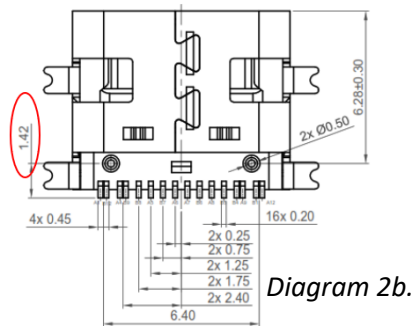
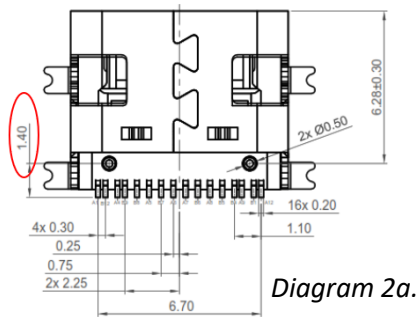
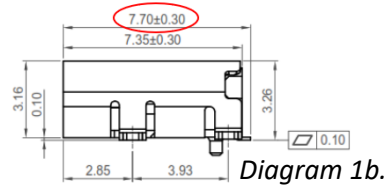
Plug and Receptacle Mating View

Minor changes to Product Dimensions

Rev A1



Rev B



Dimensional Diagrams 1a – 3b. All dimensional changes fall within existing tolerance ranges.

Reason for Change:

Product has been improved to Current Rating of 5 Amps. Additionally, GCT have used this opportunity to standardize product presentation with the addition of the GCT Logo on the product shell.

Anticipated Impact on Form, Fit, Function, Reliability or Revision to Material Declaration:

None.

Details of Ongoing Availability of Existing Version of Product:

The Rev A1 part will no longer be available.

Details of Availability of Samples of Revised Product and Supporting Documentation:

Verification samples will be available on request.

Required Inventory Action:

Running Change, use old products first.

In compliance with JEDEC Standard J-STD-046 Clause 3.2.3, the Customer has 30 days from date of receipt of this notification in which to acknowledge this notification, and in which to raise any concerns (Clause 3.2.3.1a)).

Lack of acknowledgement of the PCN within 30 days of receipt constitutes acceptance of the change (Clause 3.2.3.1b)).

Contact Information(s): (if blank, please visit www.gct.co or use the regional details below).

GCT Europe (UK) +44 (0)1707 321122 sales@gct-europe.com	GCT Americas (USA) +1 978 208 1618 sales@gct-americas.com	GCT Asia-Pacific (HK) +852 2578 9030 sales@gct-apac.com
---	---	---

QR18 Version 2.0

Prepared by: MJC

Reviewed by: ST

Approved by: ST

Prepared: 19/03/2018

Reviewed: 19/03/2018

Approved: 19/03/2018