

High Frequency Ceramic Solutions

2.5 - 2.7 GHz BPF

P/N 2600BP14M0200

Detail Specification: 12/21/21

Page 1 of 2

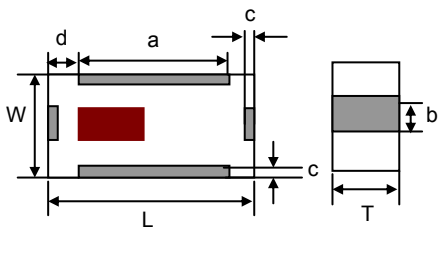
General Specifications

Part Number	2600BP14M0200	
Frequency (MHz)	2500 - 2700	
Insertion Loss	2.2 dB max @ 25°C	
	2.5 dB max @ -40 ~ 85°C	
Return Loss	9.5 dB min.	
Attenuation (min.)	806 ~ 915MHz	30 dB
Attenuation (min.)	1710 ~ 1785MHz	30 dB
Attenuation (min.)	1850 ~ 1910MHz	30 dB
Attenuation (min.)	1920 ~ 1980MHz	30 dB
Attenuation (min.)	3300 ~ 3900MHz	13 dB
Attenuation (min.)	4900 ~ 5900MHz	20 dB

Input Power	500 mW max.
Impedance	50 Ω
Operating Temperature	-40 to +85°C
Storage Temperature	-40 to +85°C
Reel Quantity	4,000

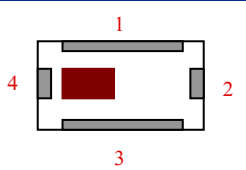
Mechanical Dimensions

	In	mm
L	0.063 ± 0.004	1.60 ± 0.10
W	0.031 ± 0.004	0.80 ± 0.10
T	0.022 ± 0.004	0.55 ± 0.10
a	0.028 ± 0.006	0.70 ± 0.15
b	0.012 ± 0.004	0.30 ± 0.10
c	0.006 ± 0.004	0.15 ± 0.10
d	0.018 ± 0.006	0.45 ± 0.15



Terminal Configuration

No.	Function
1	GND
2	I/O
3	GND
4	I/O

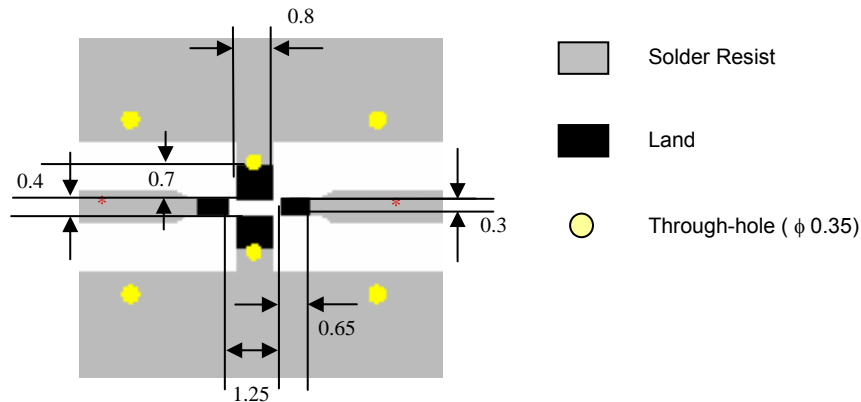


Mounting Considerations

Mount these devices with brown mark facing up.

* Line width should be designed to provide 50 Ω impedance matching characteristics.

Units: mm



Johanson Technology, Inc. reserves the right to make design changes without notice.

All sales are subject to Johanson Technology, Inc. terms and conditions.



www.johansontechnology.com

4001 Calle Tecate • Camarillo, CA 93012 • TEL 805.389.1166 FAX 805.389.1821

2021 Johanson Technology, Inc. All Rights Reserved

High Frequency Ceramic Solutions

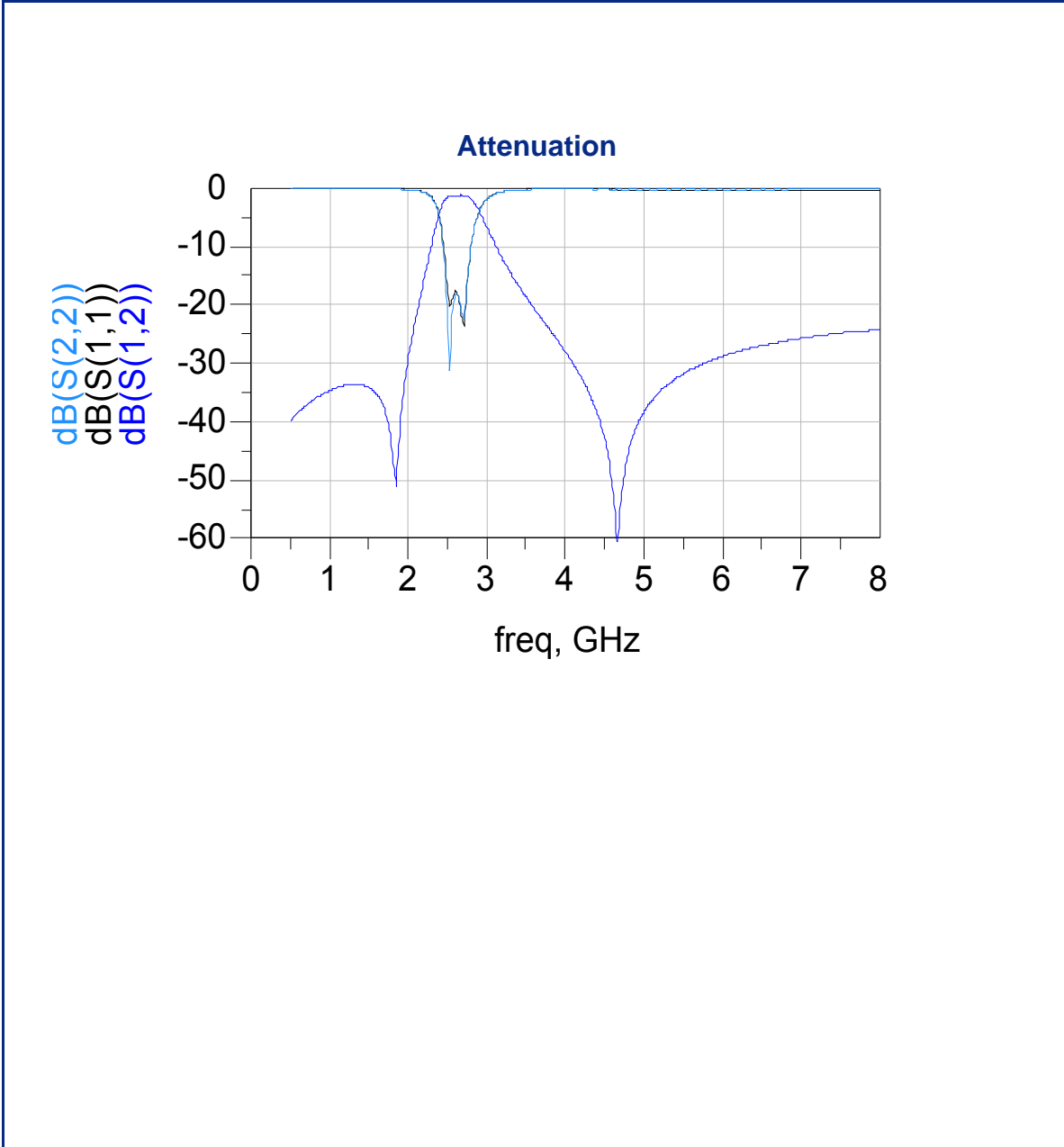
2.5 - 2.7 GHz WiMAX BPF

P/N 2600BP14M0200

Detail Specification: 06/05/07

Page 2 of 2

Typical Electrical Performance (T=25°C)



Johanson Technology, Inc. reserves the right to make design changes without notice.

All sales are subject to Johanson Technology, Inc. terms and conditions.



www.johansontechnology.com

4001 Calle Tecate • Camarillo, CA 93012 • TEL 805.389.1166 FAX 805.389.1821

2021 Johanson Technology, Inc. All Rights Reserved