

Würth Elektronik eiSos GmbH & Co. KG

EMC & Inductive Solutions

Max-Eyth-Straße 1 · 74638 Waldenburg · Germany

Tel. +49(0)79 42 945-0 · Fax +49(0)79 42 945-400

eiSos@we-online.de · www.we-online.de



Product / Process Change Notification (PCN)

- Major change
 Minor change

PCN #: PCN_THR Internal thread_20200613

Affected Series: THR Internal Thread

PCN Date: February 28, 2020

Effective Date: June 13, 2020

Change Category:

- Equipment / Location
 General Data
 Material
 Process
 Product Design
 Shipping / Packaging
 Supplier
 Software

Contact: Product Management

Phone: +49 (0) 7942 - 945 5001

Fax: +49 (0) 7942 - 945 5179

E-Mail: pcn.eican@we-online.com

Data Sheet Change:

Yes No

Attachment:

Yes No

DESCRIPTION AND PURPOSE OF CHANGE:

Due to an improvement of the production capability, Würth Elektronik will manufacture REDCUBE THR series on two different machine types to ensure supply availability. This flexibility in the use of the existing machinery means that the components will be manufactured in two different processes.

All products with date code 2020-02-18 or later, will be affected by this change.

There will be no change in function, quality or reliability of the product.

DETAIL OF CHANGE:

APPROVAL OF A FURTHER PRODUCTION PROCESS THAT DIFFER VISUALLY AS FOLLOWS.

- In the additional/new approved manufacturing process, the outer pins are milled minimal.
- In the other manufacturing process, there is no milling of the outer pins.

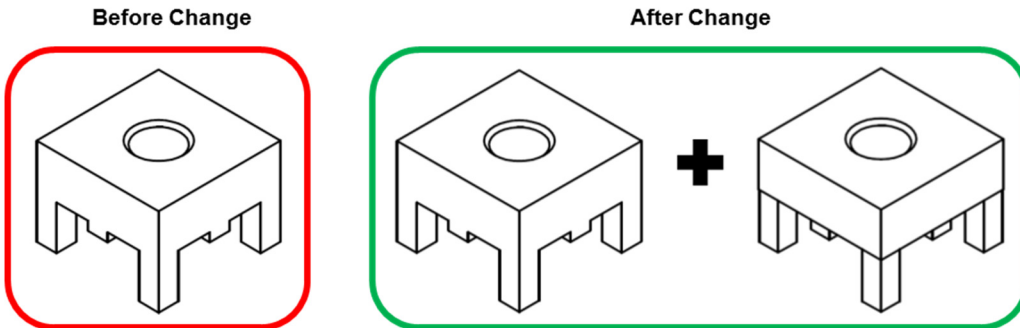
FOLLOWING CHANGES IN DIMENSIONS AND TOLERANCES RESULT FROM THE APPROVAL OF BOTH MANUFACTURING PROCESSES:

- Pin diagonal is set to 1.5mm +0.15/-0.3.
- Geometry of the phase at the lower end of the pin is changed to 0.4mm +/-0.2.
- Tolerance of the body height is set to +/-0.2mm.
- Threaded blind-hole variants: adjustment of outer diameter (for more details see datasheet)

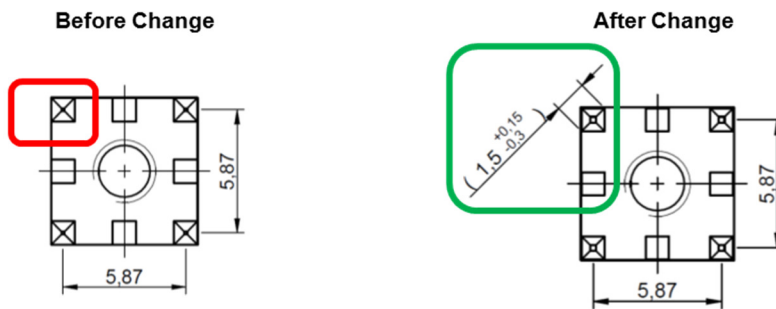
The above-mentioned differences are only visual and have no effect on the technical characteristics, the PCB layout or the function of the components.

IN THE COURSE OF THIS PCN, REDCUBE THR ARE NOW RELEASED IN COMBINATION WITH A PCB THICKNESS OF 1.6 MM UP TO AND INCLUDING 2.0 MM.

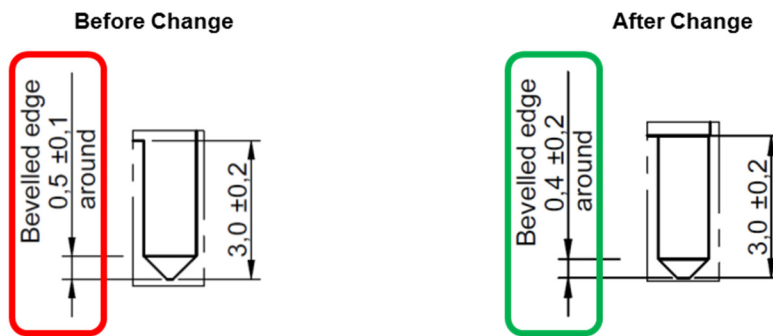
EXAMPLE – CHANGE OUTER PINS:



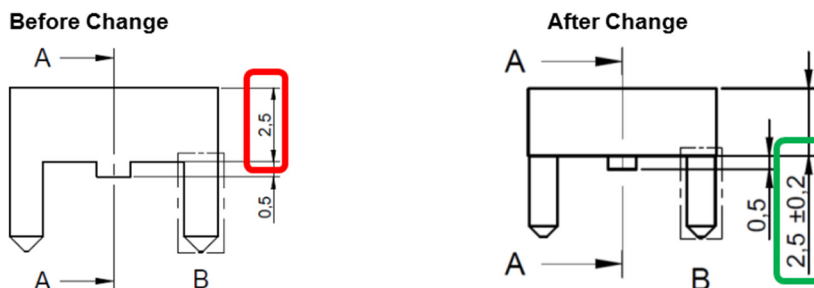
EXAMPLE – PIN DIAGONAL:



EXAMPLE – GEOMETRY PHASE:



EXAMPLE – TOLERANCE BODY HEIGHT:



Würth Elektronik eiSos GmbH & Co. KG

EMC & Inductive Solutions

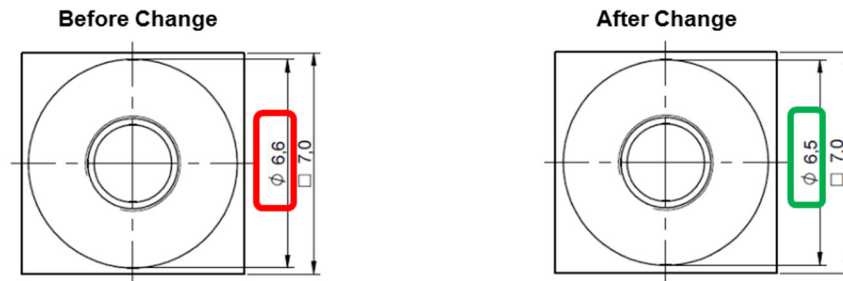
Max-Eyth-Straße 1 · 74638 Waldenburg · Germany

Tel. +49(0)79 42 945-0 · Fax +49(0)79 42 945-400

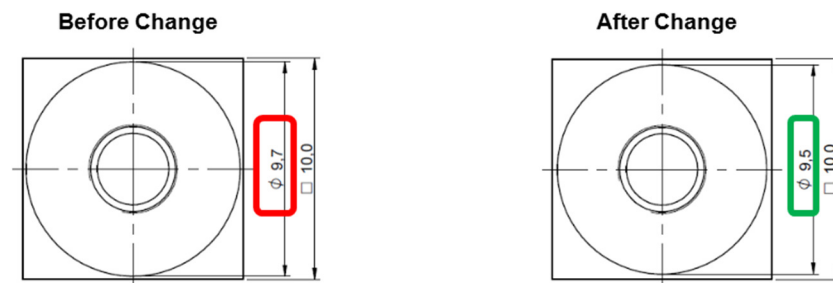
eiSos@we-online.de · www.we-online.de



EXAMPLE – CHANGE OUTER DIAMETER 74650173(R) & 74650174(R):



EXAMPLE – CHANGE OUTER DIAMETER 74650194(R) & 74650195(R):



RELIABILITY / QUALIFICATION SUMMARY:

Product approval is according to the specification and is internally released by the Product Management Department.

Since the pin geometry changed the land pattern recommendation of the datasheet has been tested and verified with products out of the new production process.

The following items are part of the IQC:

- Mechanical parameters (according to datasheet)
- Visual inspection of the solder joint