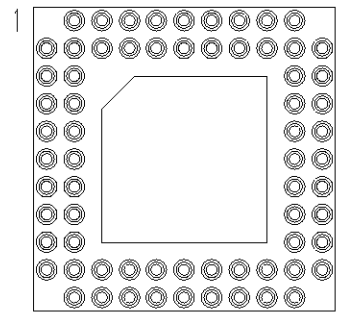


DRAWING NO
C - 345442



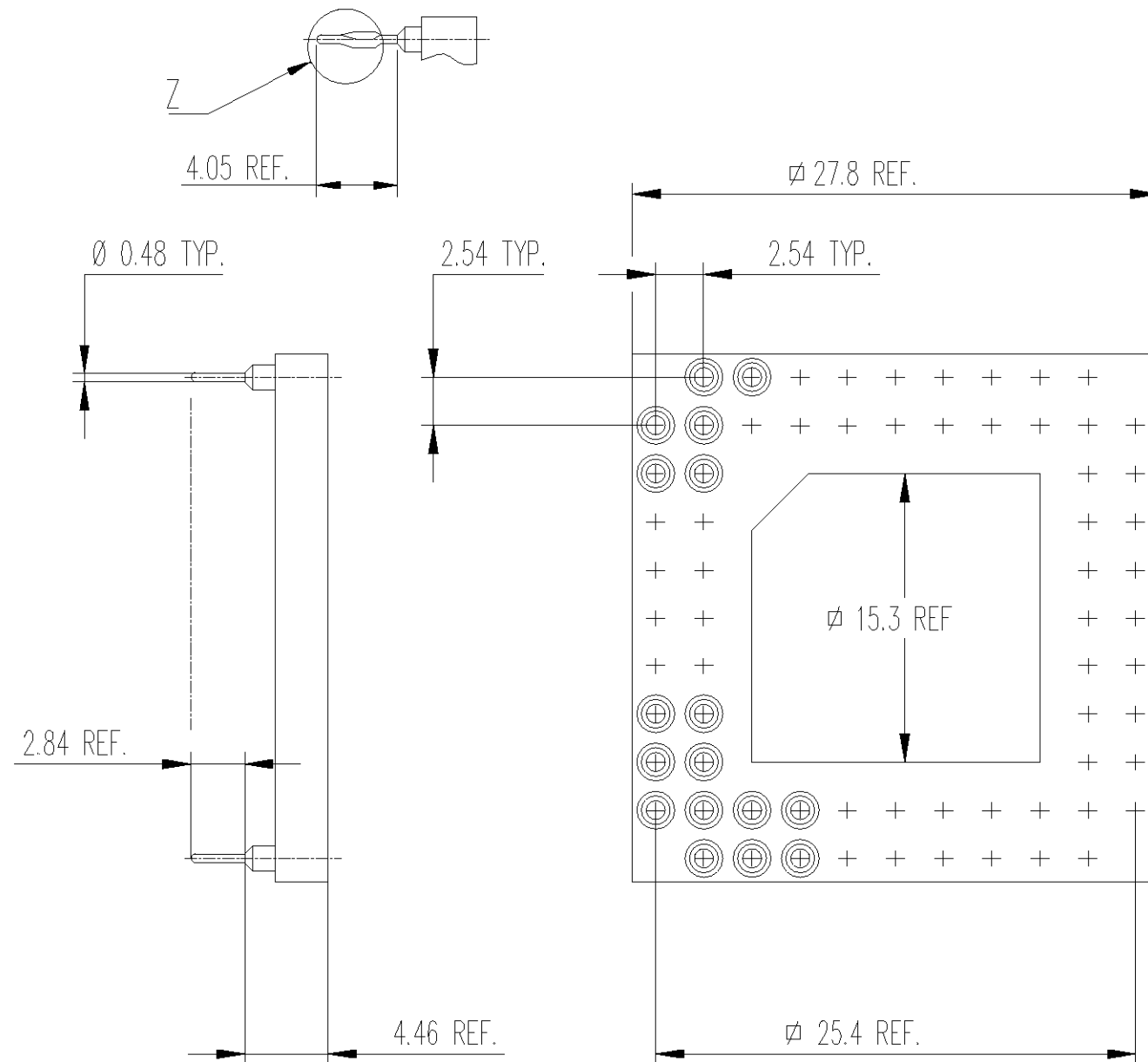
68 POSITIONS
Ech. 1:1

NOTE :

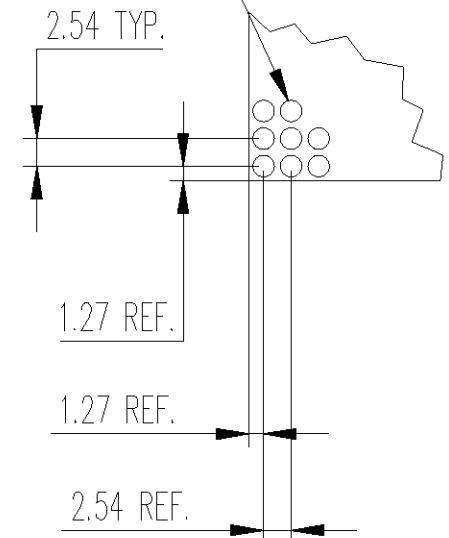
1. MATERIAL
 - INSULATOR : GLASSFILLED THERMOPLASTIC POLYESTER
 - SOLDER TAIL SLEEVE : BRASS
 - PRESS-FIT SLEEVE : PHOSPHOR BRONZE
 - CLIP : STAMPED BERYLLIUM COPPER
2. SLEEVE PLATING:
 - PREFIX "0-" AND "2-": 5µm Sn/Pb OVER 2-3µm Ni
 - PREFIX "1-" AND "3-": 0.25µm Au OVER 2-3µm Ni
 - PREFIX "4-" AND "5-": 3µm Sn/Pb OVER 2-3µm Ni
3. INNER CONTACT PLATING
 - SUFFIX "-1" 0.25µm 18c. Au
 - SUFFIX "-3" 0.75µm 18c. Au
 - SUFFIX "-4" 0.75µm 24c. Au
 - SUFFIX "-5" 5µm MIN. Sn/Pb **
 - SUFFIX "-6" 0.1µm FLASH 24c. Au
 - ** ONLY WITH PREFIX "0-", "2-", "4-" AND "5-"
4. INNER SPRING CONTACT ACCEPT Ø 0.40 TO 0.56
OR RECTANGULAR PIN 0.25 x 0.45
5. INSERTION CHARACTERISTICS:
 - PREFIX "0-", "1-" AND "4-" : VERY LOW FORCE
 - PREFIX "2-", "3-" AND "5-" : ULTRA LOW FORCE
6. MECHANICAL DATA WITH A Ø 0.43 TEST PIN :

	VLI	ULI
-MAX. INSERTION FORCE :	0.7N	0.2N
-MIN. EXTRACTION FORCE :	0.1N	0.05N
-MECHANICAL LIFE : 100 CYCLES MIN.		

WAS 700-68-11-0-CC AND CCAP

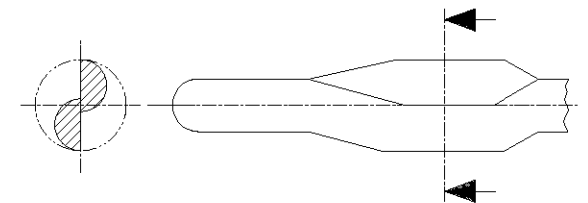


Ø 0.8 TYP.
⊕ Ø 0.10 ⊖



RECOMMENDED P.C.
BOARD PATTERN

PRESS-FIT, DETAIL Z



PREFIX : "4-" AND "5-"
RECOMMENDED PCB FINISHED
HOLE SIZE Ø 0.60 +/-0.05

DIMENSIONS	mm							DRAWN S.CHANDEVAVLT	02 NOV 98	THIS INFORMATION IS CONFIDENTIAL AND IS DISCLOSED TO YOU ON CONDITION THAT NO FUTHER DISCLOSURE IS MADE BY YOU TO OTHER THAN AMP PERSONNEL WITHOUT WRITTEN AUTHORIZATION FROM DSM SWITZERLAND.			
								CHECKED A. BOLIS	02 NOV 98				
SURFACE TEXTURE								APPROVED P.-A. MEIER	16 NOV 98				
CONCENTRICITY		0.15	02	EW00-0083-02	E. BRESSOUD	16 APR 02	H. CACHOD	CUSTOMER DRAWING		NAME			
PRODUCT SPEC.			P	REV	ECN	DRWN	DATE	APVD	FOR REFERENCE ONLY	OPEN FRAME PGA			
AMP DSM DECOLLETAGE SA SAINT-MAURICE CH 1890 SAINT-MAURICE (VS)								LOC	SCALE	SIZE	DRAWING NO	SHEET	REVISION
								EK	2:1	A4	C - 345442	1 of 1	02