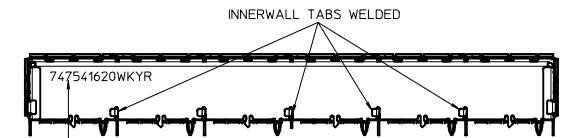
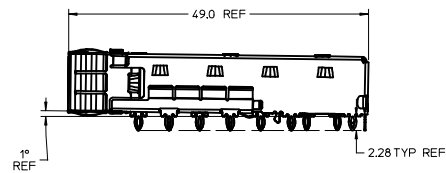
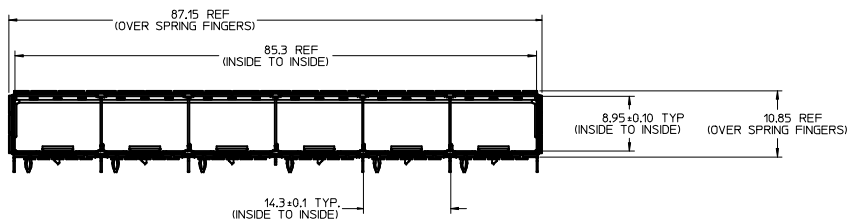
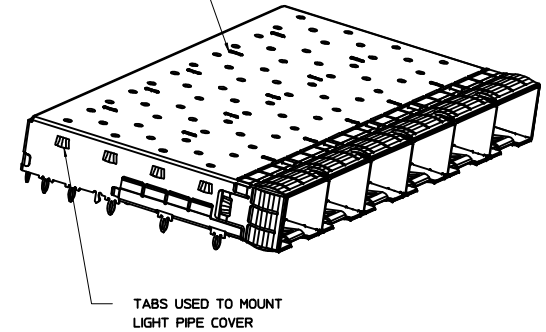


INNER WALLS ARE CONED OVER BASE AND COVER FOR EXCELLENT RIGIDITY



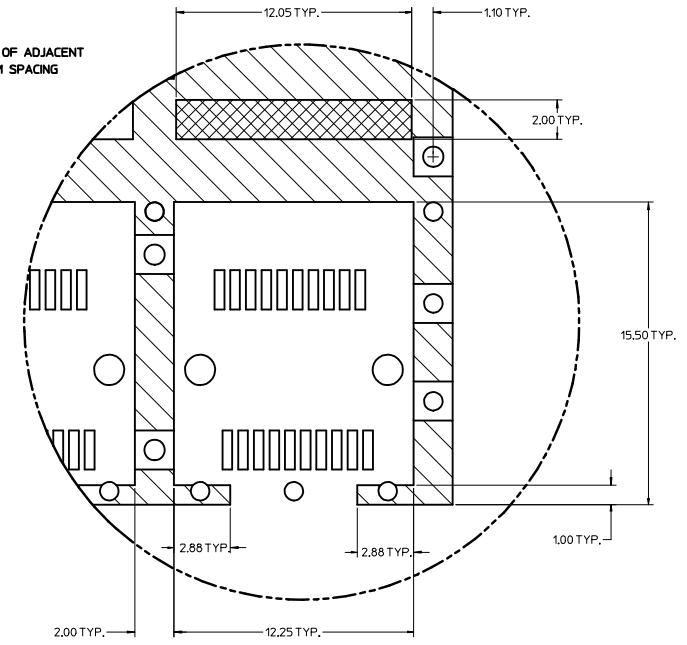
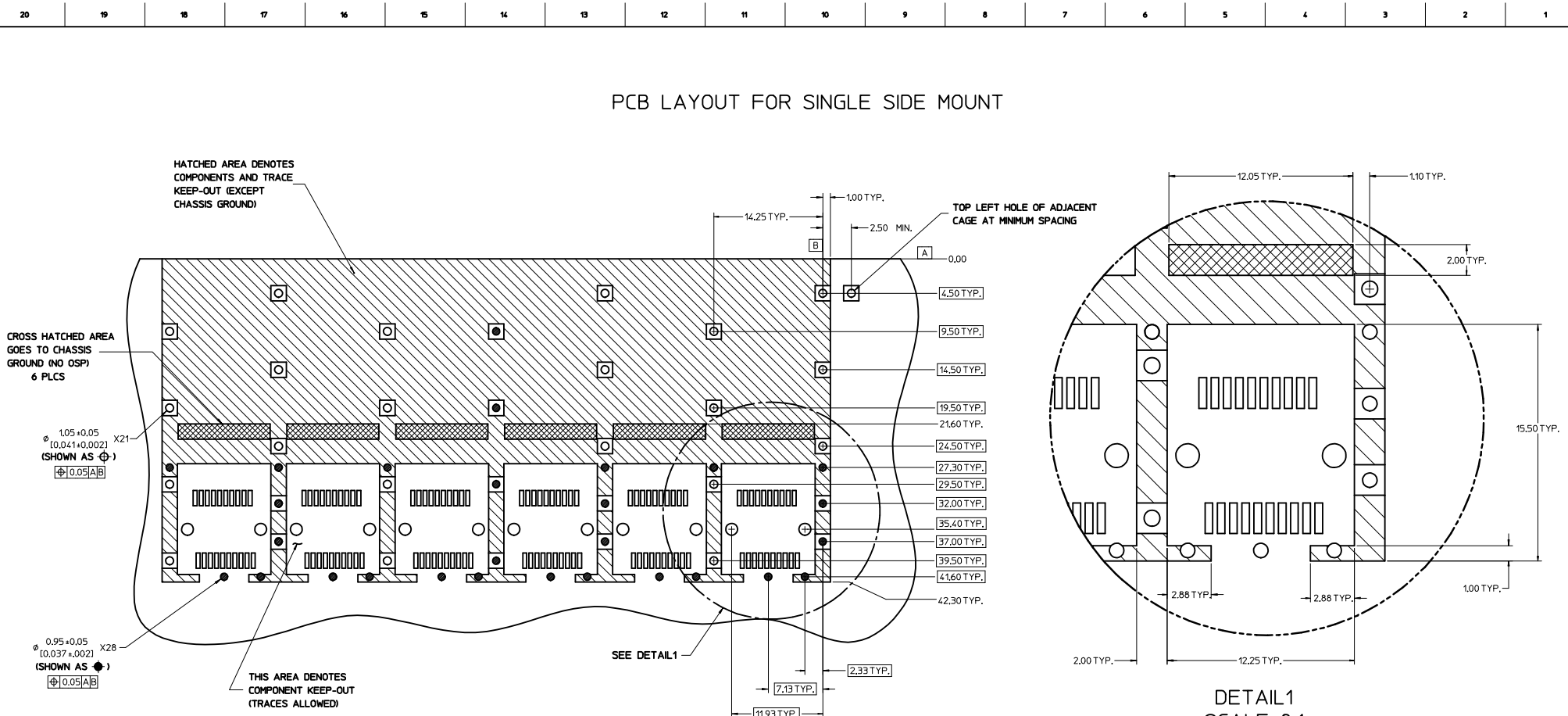
PART NO. AND WEEK/YEAR DATE CODE TO BE PRINTED IN APPROXIMATE AREA SHOWN:
DATE CODE:
WK = WEEK OF THE YEAR 01 THROUGH 52 (OR 53)
YR = LAST TWO DIGITS OF THE YEAR (EXAMPLE 2013 = 13)

NOTES:

- MATERIAL:
CAGE: NICKEL PLATED COPPER ALLOY, THICKNESS 0.25mm
SPRING FINGERS: NICKEL PLATED COPPER ALLOY, THICKNESS 0.10mm
- PRESS FIT LEGS 2.28mm [.090 INCH] LONG
1.57mm [.062 INCH] MINIMUM PCB THICKNESS FOR SINGLE SIDED USE
2.28mm [.090 INCH] MINIMUM PCB THICKNESS FOR BELLY TO BELLY USE
- OPTIONAL LIGHT PIPE ASSEMBLY AVAILABLE
- PORTS ARE DESIGNED FOR SFP+ TRANSCEIVERS AND ARE COMPATIBLE WITH SFP TRANSCEIVERS
- RoHS COMPLIANT, NO EXEMPTIONS.
- WELD SPOTS MAY SHOW SLIGHT MATERIAL DISCOLORATION

SEE REVISION TABLE EC NO: CPG2013-2925 DRAWN BY: DRWNSYANG16 CHECKED BY: CHYKORCHEN08 APPR: KLLOYD 2013/03/22 2013/04/09 2013/04/15	QUALITY SYMBOLS	GENERAL TOLERANCES (UNLESS SPECIFIED)	DIMENSION STYLE	SCALE	DESIGN UNITS	THIRD ANGLE PROJECTION
	▽=0	mm INCH	MM ONLY	2.5:1	METRIC	
	▽=0	4 PLACES ± --- ± ---	DRAWN BY: RCHEN08	DATE: 2013/01/25	TITLE: SFP+ 1X6 GANGED PCI CAGE W/ .090" PRESS-FIT LEGS, SPR FINGERS, LT PIPE OPT	
	▽=0	3 PLACES ± --- ± --- 2 PLACES ± 0.15 ± --- 1 PLACE ± 0.25 ± --- 0 PLACE ± --- ± ---	CHECKED BY: MAJOHNSTON	DATE: 2013/01/30	APPROVED BY: KLLOYD	
	ANGULAR ± 1 °	DRAFT WHERE APPLICABLE MUST REMAIN WITHIN DIMENSIONS	MATERIAL NO: 747541620	DOCUMENT NO: SD-74754-1620	SHEET NO: 1 OF 5	
THIS DRAWING CONTAINS INFORMATION THAT IS PROPRIETARY TO MOLEX INCORPORATED AND SHOULD NOT BE USED WITHOUT WRITTEN PERMISSION						

PCB LAYOUT FOR SINGLE SIDE MOUNT

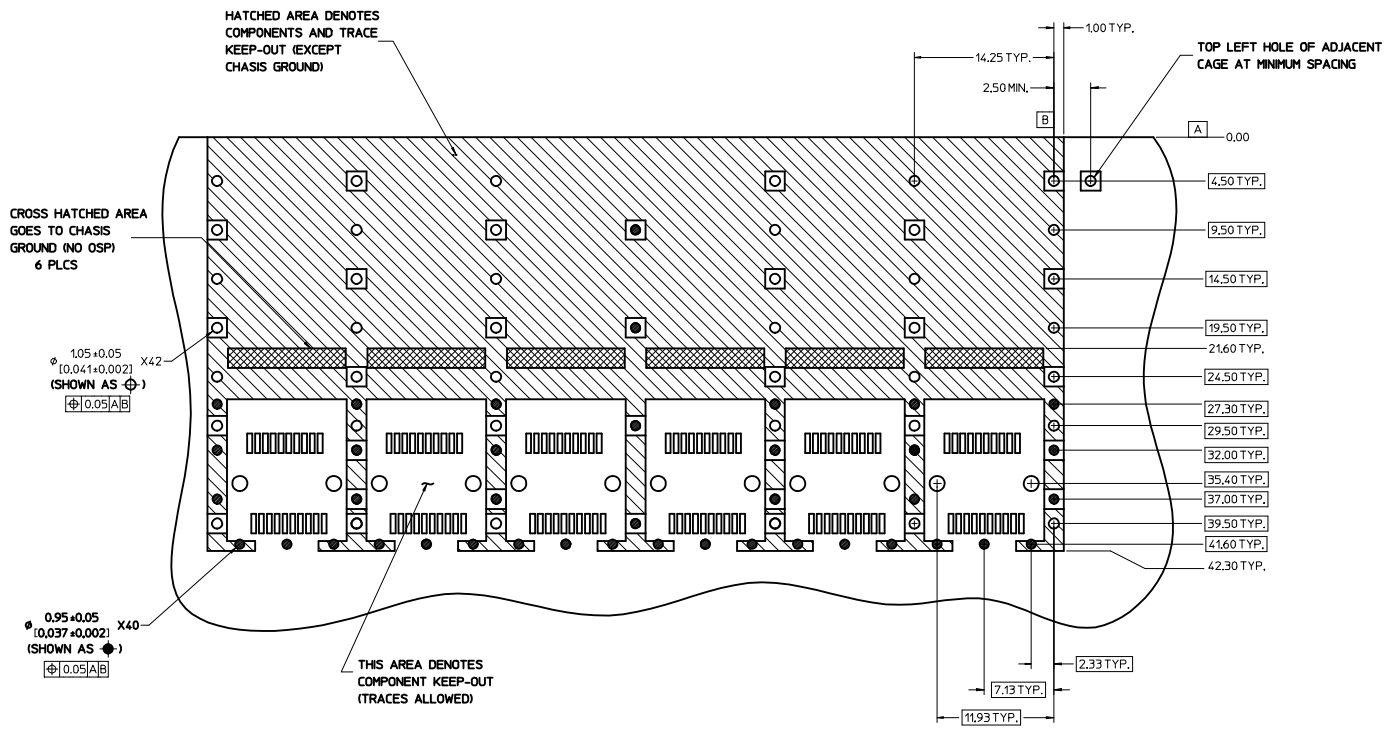


NOTES:

1. PADS AND VIAS CONNECT TO CHASSIS GROUND (RECOMMEND PADS TO BE 2.00mm SQUARE)
2. RECOMMENDED THRU HOLE PLATING INCLUDES HASL, OSP, OR IMMERSION (GOLD, SILVER, OR TIN).
3. CONNECTOR PAD LAYOUT PER SFP+ MSA WILL ACCOMMODATE MOLEX CONNECTOR SERIES 74441 OR EQUIVALENT.
4. HOLE PATTERN REPEATS FOR EACH PORT. SPACING BETWEEN PORTS IS 14.25mm.

SEE REVISION TABLE EC NO: CPG2013-2925 DRAWN BY: DRWNSYANG16 2013/03/22 CHECKED BY: CHYKORCHEN08 2013/04/09 APPR: KLLLOYD 2013/04/15	QUALITY SYMBOLS	GENERAL TOLERANCES (UNLESS SPECIFIED)	DIMENSION STYLE	SCALE	DESIGN UNITS	THIRD ANGLE PROJECTION
	$\nabla=0$	mm INCH	MM ONLY	1:1	METRIC	
	$\nabla=0$	4 PLACES ± --- ± ---	DRAWN BY: RCHEN08 DATE: 2013/01/25	TITLE: SFP+ 1X6 GANGED PCI CAGE W/ .090" PRESS-FIT LEGS, SPR FINGERS, LT PIPE OPT		
	$\nabla=0$	3 PLACES ± --- ± ---	CHECKED BY: MA JOHNSTON DATE: 2013/01/30	MATERIAL NO: 747541620 DOCUMENT NO: SD-74754-1620		
	2 PLACES ± 0.15 ± ---	APPROVED BY: KLLLOYD DATE: 2013/01/30	SHEET NO. 2 OF 5			
	1 PLACE ± 0.25 ± ---		THIS DRAWING CONTAINS INFORMATION THAT IS PROPRIETARY TO MOLEX INCORPORATED AND SHOULD NOT BE USED WITHOUT WRITTEN PERMISSION			
	0 PLACE ± --- ± ---					

PCB LAYOUT FOR BELLY TO BELLY MOUNTING



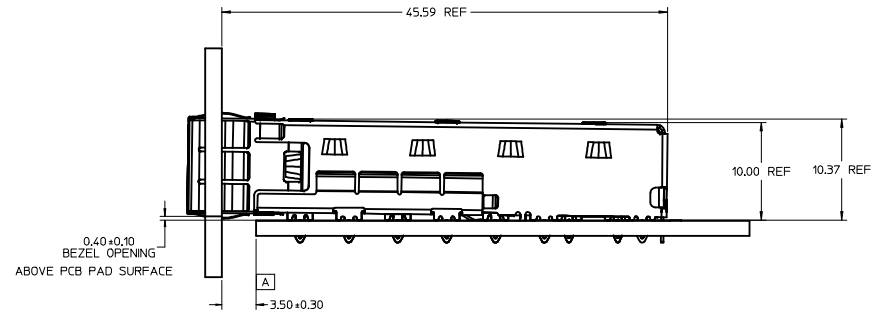

NOTE:
SEE SHEET 2 FOR
HOST CONNECTOR DETAIL

NOTES:

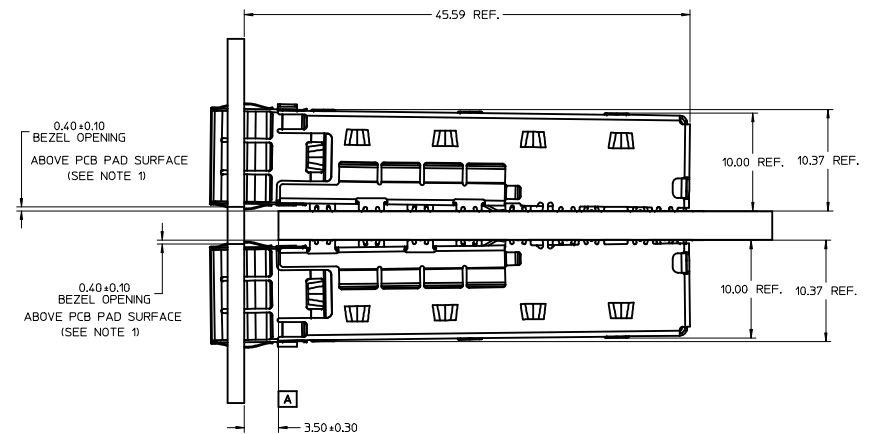

1. PADS AND VIAS CONNECT TO CHASSIS GROUND (RECOMMEND PADS TO BE 2.00mm SQUARE)
2. RECOMMENDED THRU HOLE PLATING INCLUDES HASL, OSP, OR IMMERSION (GOLD, SILVER, OR TIN).
3. CONNECTOR PAD LAYOUT PER SFP+ MSA WILL ACCOMMODATE MOLEX CONNECTOR SERIES 74441 OR EQUIVALENT.
4. HOLE PATTERN REPEATS FOR EACH PORT. SPACING BETWEEN PORTS IS 14.25mm.

SEE REVISION TABLE IEC NO: CPG2013-2925 DRAWN BY: CHYKORCHEN08 CHECKED BY: APPR:KLLOYD DATE: 2013/03/22 DATE: 2013/04/09 DATE: 2013/04/15	QUALITY SYMBOLS	GENERAL TOLERANCES (UNLESS SPECIFIED)	DIMENSION STYLE	SCALE	DESIGN UNITS	THIRD ANGLE PROJECTION
	▽=0	mm INCH	MM ONLY	4:1	METRIC	☉
	▽=0	4 PLACES ± --- ± ---	DRAWN BY: RCHEN08	DATE: 2013/01/25	TITLE: SFP+ 1X6 GANGED PCI CAGE W/ .090" PRESS-FIT LEGS, SPR FINGERS, LT PIPE OPT	
	▽=0	3 PLACES ± 0.15 ± ---	CHECKED BY: MAJOHNSTON	DATE: 2013/01/30	MATERIAL NO: 747541620	
	1 PLACE ± 0.25 ± ---	APPROVED BY: KLLOYD	DATE: 2013/01/30	DOCUMENT NO: SD-74754-1620		SHEET NO: 3 OF 5
	0 PLACE ± --- ± ---	ANGULAR ± 1°	THIS DRAWING CONTAINS INFORMATION THAT IS PROPRIETARY TO MOLEX INCORPORATED AND SHOULD NOT BE USED WITHOUT WRITTEN PERMISSION			

BEZEL AND BOARD POSITION DIMENSIONS FOR SINGLE SIDE MOUNTING
(SPRING FINGER)



BEZEL AND BOARD POSITION DIMENSIONS FOR BELLY TO BELLY MOUNTING
(SPRING FINGER)



NOTES:

1. PCB THICKNESS VARIATION MUST BE CONSIDERED WHEN DETERMINING BEZEL OPENING, SIZE, AND LOCATION.

SEE REVISION TABLE		QUALITY SYMBOLS		GENERAL TOLERANCES (UNLESS SPECIFIED)		DIMENSION STYLE		SCALE	DESIGN UNITS	THIRD ANGLE PROJECTION	
REV	DESCRIPTION	mm	INCH	mm	INCH	MM ONLY	DATE	4:1	METRIC	☉	
1	DRW:WYANG16 2013/03/22	± 0.15	± 0.005	± 0.15	± 0.005	MM ONLY	2013/01/25				
2	CHK:RCHEN08 2013/04/09	± 0.25	± 0.010	± 0.25	± 0.010		2013/01/30				
3	APP:KLLLOYD 2013/04/15	± 0.25	± 0.010	± 0.25	± 0.010		2013/01/30				
MATERIAL NO. 747541620		ANGULAR ± 1°		DRAFT WHERE APPLICABLE MUST REMAIN WITHIN DIMENSIONS		DRAWN BY RCHEN08 DATE 2013/01/25		CHECKED BY MAJOHNSTON DATE 2013/01/30		APPROVED BY KLLLOYD DATE 2013/01/30	
DOCUMENT NO. SD-74754-1620		SIZE D		THIS DRAWING CONTAINS INFORMATION THAT IS PROPRIETARY TO MOLEX INCORPORATED AND SHOULD NOT BE USED WITHOUT WRITTEN PERMISSION		TITLE SFP+ 1X6 GANGED PCI CAGE W/ .090" PRESS-FIT LEGS, SPR FINGERS, LT PIPE OPT		SHEET NO. 4 OF 5			

DATE	REV	REVISION HISTORY
2013/01/30	A	INITIAL RELEASE
2013/02/04	B	ADDING RECOMMENDED PCB THICKNESS OF 2.28mm MIN. FOR BELLY TO BELLY APPLICATION IN NOTE 2 ON SHEET 1.
2013/03/22	C	1.ADJUSTED BASE HOLES' POSITIONS OF 2 ISO VIEWS ON SHEET 1. 2.CHANGED INNER WALLS OF LEFT ISO VIEW ON SHEET 1. 3.CHANGED NOTES'S DESCRIPTION FROM 'NO RoHS EXEMPTIONS' TO 'RoHS COMPLIANT, NO EXEMPTIONS.' ON SHEET 1.

SEE REVISION TABLE IEC NO: CPG2013-2925 DRAWNSYANG16 2013/03/22 CHYKORCHEN08 2013/04/09 APPR:KLLOYD 2013/04/15	QUALITY SYMBOLS	GENERAL TOLERANCES (UNLESS SPECIFIED)	DIMENSION STYLE	SCALE	DESIGN UNITS	THIRD ANGLE PROJECTION
	▽=0	4 PLACES ± mm INCH	MM ONLY	1:1	METRIC	
	▽=0	3 PLACES ± 0.15				
	▽=0	2 PLACES ± 0.25				
		ANGULAR ± 1 °	DRAWN BY	DATE	TITLE	
		DRAFT WHERE APPLICABLE MUST REMAIN WITHIN DIMENSIONS	RCHE08	2013/01/25	SFP+ 1X6 GANGED PCI CAGE W/ .090" PRESS-FIT LEGS, SPR FINGERS, LT PIPE OPT	
			CHECKED BY	DATE		
			MA JOHNSTON	2013/01/30		
			APPROVED BY	DATE		
			KLLOYD	2013/01/30		
			MATERIAL NO.	DOCUMENT NO.	SHEET NO.	
			747541620	SD-74754-1620	5 OF 5	
			THIS DRAWING CONTAINS INFORMATION THAT IS PROPRIETARY TO MOLEX INCORPORATED AND SHOULD NOT BE USED WITHOUT WRITTEN PERMISSION			