

RF CHARACTERISTICS

Frequency range : **0 - 3 GHz**
Impedance : **50 Ohms**

Frequency (GHz)	DC - 3
VSWR max	1.20
Insertion loss max	0.20 dB
Isolation min	80 dB
Average power (*)	240 W

ELECTRICAL CHARACTERISTICS

Actuator : **NORMALLY OPEN**
Nominal current ** : **250 mA**
Actuator voltage (Vcc) : **12V (10.2 to 13V) / NEGATIVE COMMON**
Terminals : **solder pins (250°C max. / 30 sec.)**
Indicator rating : **1 W / 30 V / 100 mA**

MECHANICAL CHARACTERISTICS

Connectors : **SMA female per MIL-C 39012**
Life : **2 million cycles**
Switching Time*** : **< 10 ms**
Construction : **Splashproof**
Weight : **< 100 g**

ENVIRONMENTAL CHARACTERISTICS

Operating temperature range : **-40°C to +85°C**
Storage temperature range : **-55°C to +85°C**

(* Average power at 25°C per RF Path)

(** At 25° C ±10%)

(*** Nominal voltage ; 25° C)



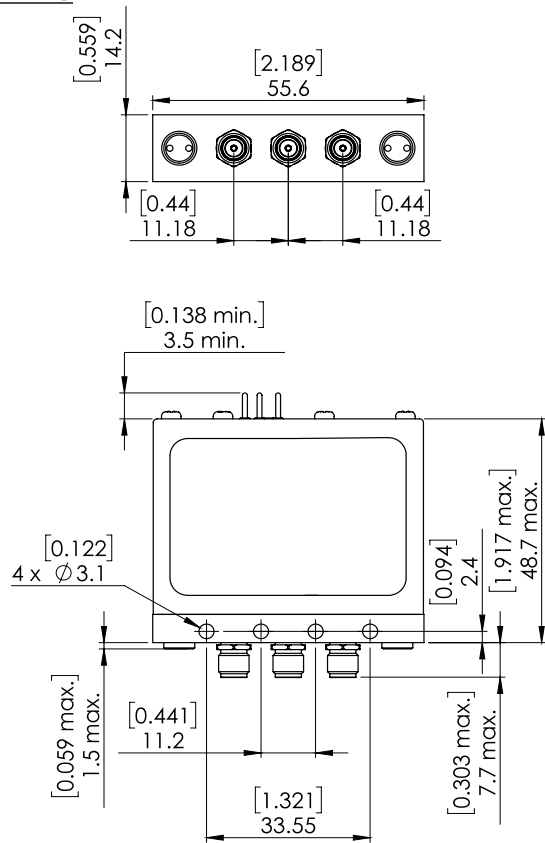
PAGE 2/2

ISSUE 09-03-21

SERIE : SPDT ZC

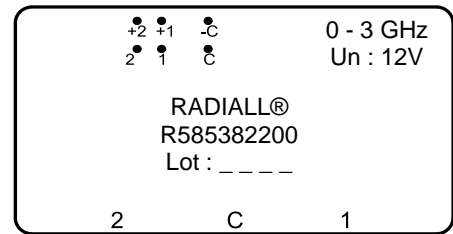
PART NUMBER : R585382200

DRAWING

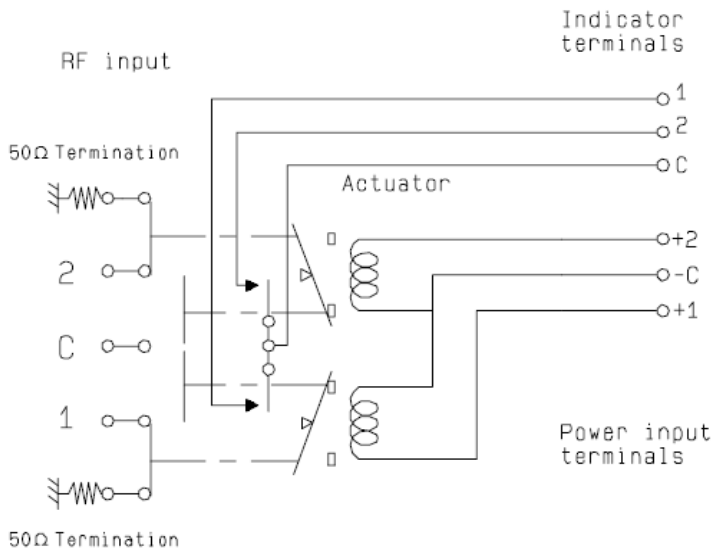


General tolerances : ±0,5 mm [0,02 in]

LABEL



SCHEMATIC DIAGRAM



Voltage	RF Continuity	Ind.
-C +1	C↔1 / 2↔50Ω	C . 1
-C +2	C↔2 / 1↔50Ω	C . 2
De-energized	1↔50Ω / 2↔50Ω	-