

DC-40GHz Flip Chip Resistive Divider

PDR05848

DESCRIPTION

A flip chip resistive divider ideal for applications where small size and broad band performance are critical for success. The splitter offers low excessive loss from DC to 40GHz in addition to 20dB of return loss on all ports. This component is ideal for test and measurement and optical applications. The divider is available with all pads bumped with gold-tin solder for easy integration.



FEATURES

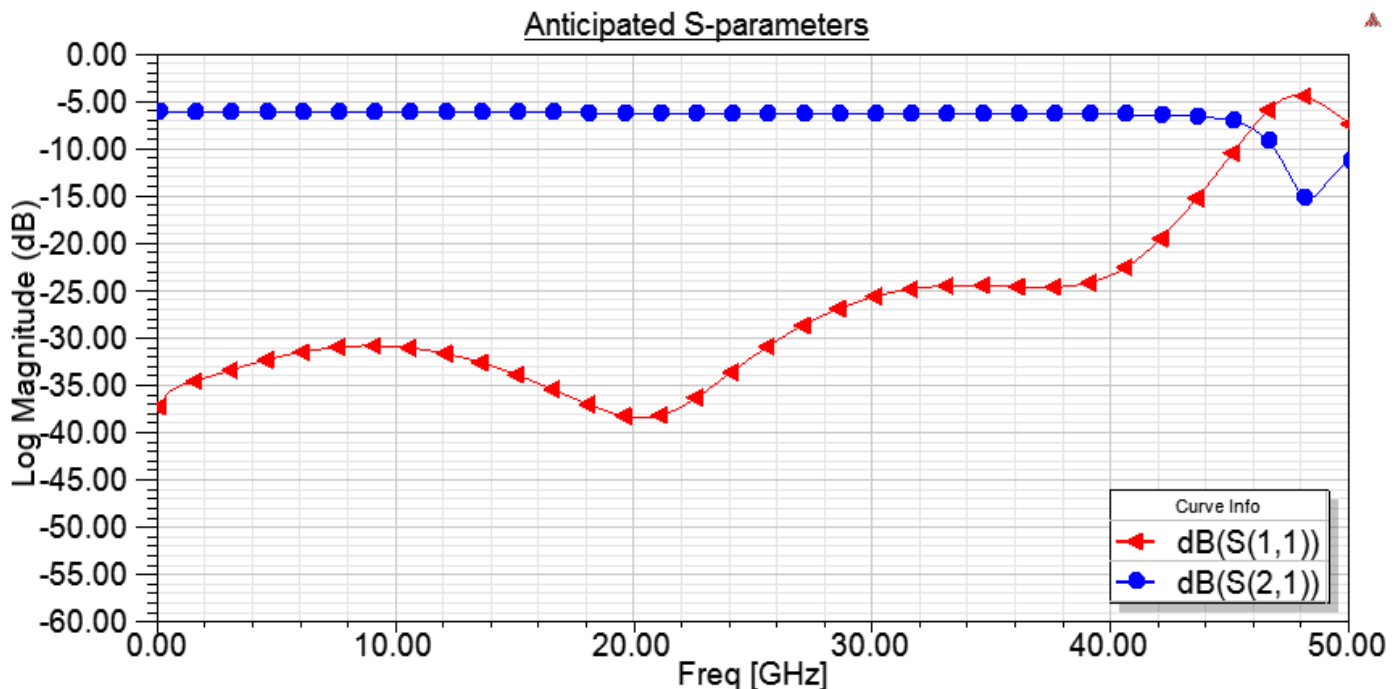
- Small Size
- Excellent Repeatability
- Frequency Stable over Temperature
- Flip Chip Solder Surface Mountable
- Available with AuSn Bumped I/O Pads
- Moisture Sensitivity Level: MSL1
- Operating & Storage Temp: -55°C to +125°C
- Characteristic Impedance: 50Ω

SPECIFICATIONS*

Passband (GHz)	DC to 40GHz
Excess Insertion Loss (dB)	0.5 dB typ @ 25°C
Return Loss (dB)	20dB typ @ 25°C
Size (LxWxH)	0.075 x 0.065 x 0.010 in 1.905 x 1.651 x 0.254 mm

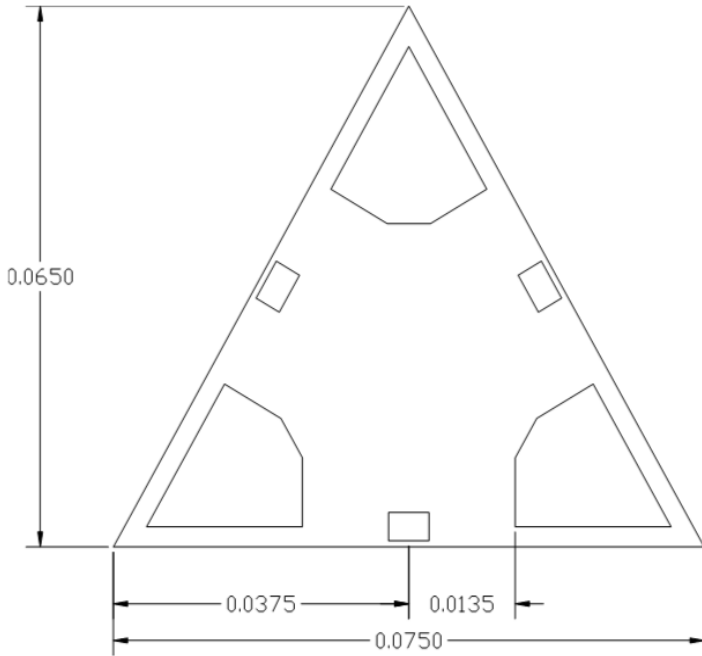
*Electrical specifications based on anticipated performance judged from simulation data. Final specification TBD.

Typical Simulated Performance

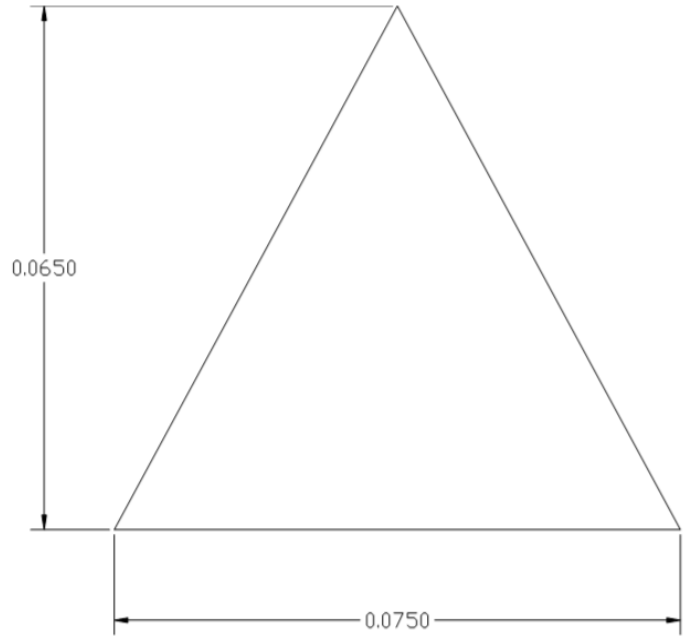


DC-40GHz Flip Chip Resistive Divider

PDR05848



Top View



Bottom View

Recommended PCB Layout

