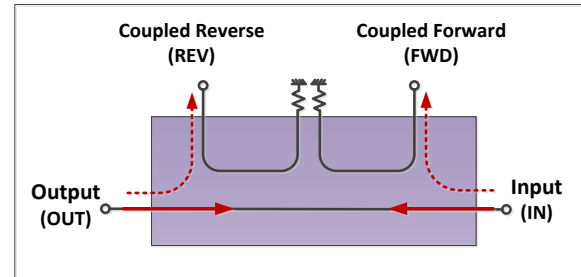




RoHS Compliant

Electrical schematic

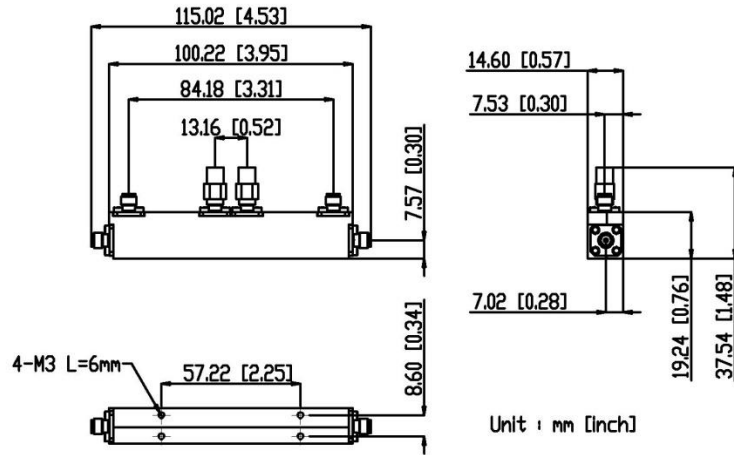


## Electrical Specifications

Parameter	Unit	Frequency (GHz)	Min.	Typ.	Max.
Nominal Coupling	dB	2 – 18	19	20	21
Coupling Flatness (Forward & Reverse Direction)		2 – 18		±0.5	±0.8
Directivity (Forward & Reverse Direction)		2 – 8 8 – 18	20 16	25 19	
Main Line VSWR	:1	2 – 8 8 – 18		1.10 1.25	1.25 1.35
Coupled Line VSWR		2 – 8 8 – 18		1.10 1.30	1.25 1.35
Insertion Loss	dB	2 – 18		1.0	1.4
Average Power Handling	W	2 – 18			20

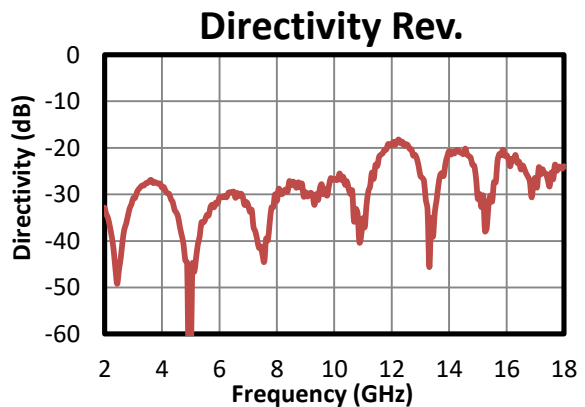
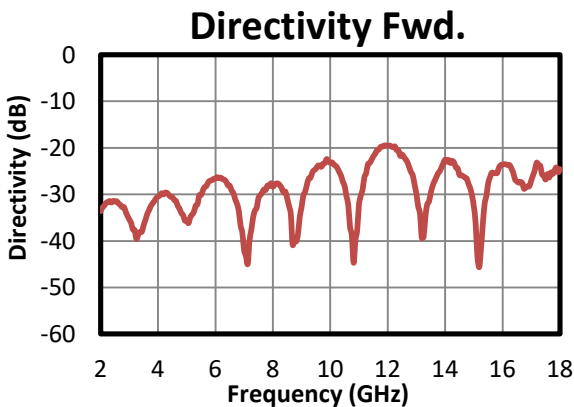
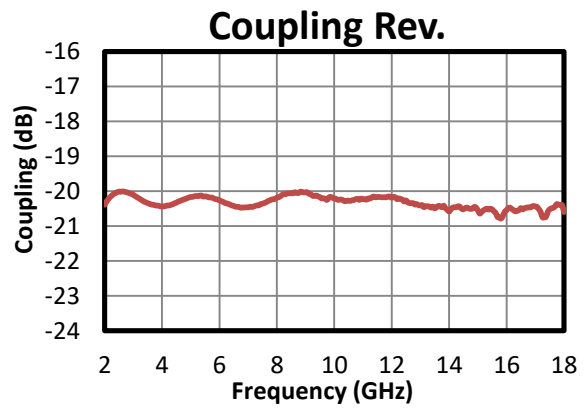
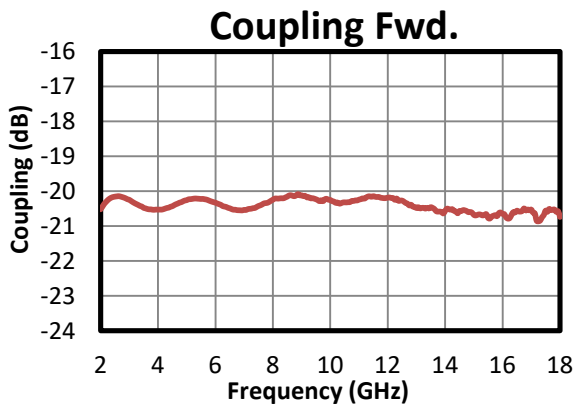
Operated in 50Ω system, 25°C environment.

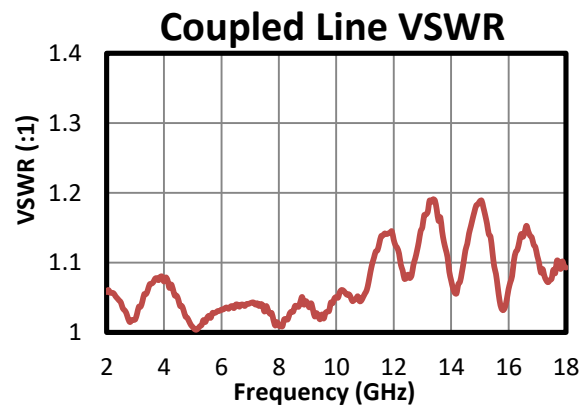
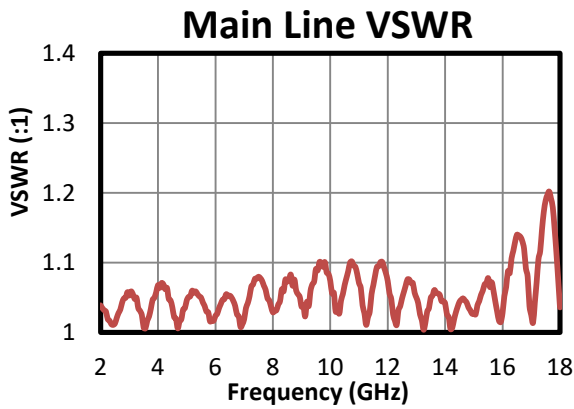
## Outline Drawing



Connectors: SMA Female

## Typical Performance





Typical performance S-parameter file: <https://www.amtery.com/en/goods-39>

For each S/N S-parameter file: <https://www.amtery.com/en/downloads>

Note: Specifications are subject to change without notice.