

Slotted Optical Switch

OPB660N

Obsolete (OPB660T)



Features:

- Non-contact switching
- Printed circuit board mounting
- Enhanced signal to noise ratio
- Gap 0.125" (3.18 mm) wide and 0.345" (8.76 mm) deep slot
- Emitter Aperture 0.05" X 0.06" (1.27 mm X 1.52 mm)
- Sensor Aperture 0.01" X 0.06" (0.25 mm X 1.52 mm)



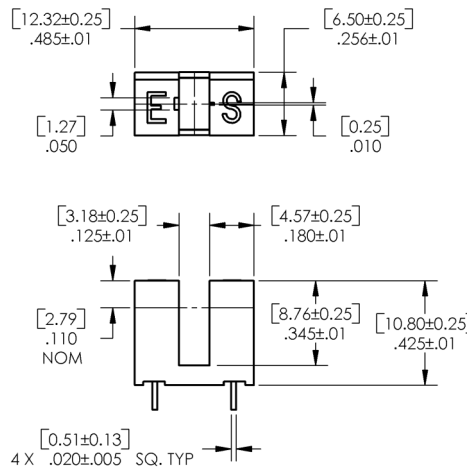
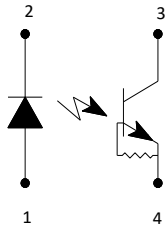
Description:

The OPB660N slotted optical switch consists of an infrared emitting diode and a NPN silicon phototransistor, combined with an enhanced low current roll-off that improves contrast ratio and provides immunity to background irradiance. Housings are made from an opaque grade of injection-molded plastic to minimize sensitivity to both visible and near-infrared light.

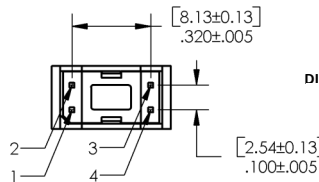
Applications:

- Non-contact transmissive object sensor
- Assembly line automation
- Machine automation
- Machine safety
- End of travel sensor
- Door sensor

Part Number	LED Peak Wavelength	Sensor	Slot Width / Depth	Aperture Emitter/Sensor	Lead Length / Spacing
OPB660N	890 nm	Rbe Transistor	0.125" / 0.345"	0.05" / 0.01"	0.100" / 0.320" (MIN)
OPB660T Obsolete					



Pin #	LED	Pin #	Transistor
1	Anode	3	Collector
2	Cathode	4	Emitter



DIMENSIONS ARE IN: [MILLIMETERS]
INCHES



General Note

TT Electronics reserves the right to make changes in product specification without notice or liability. All information is subject to TT Electronics' own data and is considered accurate at time of going to print.

TT Electronics | OPTEK Technology
2900 E. Plano Pkwy, Plano, TX 75074 | Ph: +1 972 323 2200
www.ttelectronics.com | sensors@ttelectronics.com

Slotted Optical Switch

OPB660N

Obsolete (OPB660T)



Electrical Specifications

Absolute Maximum Ratings ($T_A = 25^\circ\text{C}$ unless otherwise noted)

Storage & Operating Temperature Range	-40° C to +100° C
Lead Soldering Temperature [1/16 inch (1.6 mm) from the case for 5 sec. with soldering iron] ⁽¹⁾	260° C

Input Diode

Forward DC Current	50 mA
Peak Forward Current (1 μs pulse width, 300 pps)	1 A
Reverse DC Voltage	3 V
Power Dissipation ⁽²⁾	100 mW

Output Phototransistor

Collector-Emitter Voltage	24 V
Collector DC Current	30 mA
Power Dissipation ⁽³⁾	200 mW

Electrical Characteristics ($T_A = 25^\circ\text{C}$ unless otherwise noted)

SYMBOL	PARAMETER	MIN	TYP	MAX	UNITS	TEST CONDITIONS
--------	-----------	-----	-----	-----	-------	-----------------

Input Diode

V_F	Forward Voltage	-	-	1.6	V	$I_F = 10\text{ mA}$
I_R	Reverse Current	-	-	100	μA	$V_R = 3\text{ V}$

Output Phototransistor

$V_{(BR)CEO}$	Collector-Emitter Breakdown Voltage	24	-	-	V	$I_{CE} = 100\ \mu\text{A}$
BV_{ECO}	Emitter Reverse Breakdown Voltage	0.4	-	-	V	$I_{EC} = 100\ \mu\text{A}$
I_{CEO}	Collector-Emitter Dark Current	-	-	100	μA	$V_{CE} = 5\text{ V}$

Combined

V_{SAT}	Collector-Emitter Saturation Voltage	-	-	0.4	V	$I_F = 10\text{ mA}$, $I_C = 100\ \mu\text{A}$, (gap unblocked)
$I_{C(ON)}$	On-State Collector Current	600	-	-	μA	$I_F = 10\text{ mA}$, $V_{CE} = 5\text{ V}$

Notes:

- (1) RMA flux is recommended. Duration can be extended to 10 seconds maximum when flow soldering. A maximum of 20 grams force may be applied to leads when soldering.
- (2) Derate linearly 1.33 mW/° C above 25° C.
- (3) Derate linearly 2.0 mW/° C above 25° C.

General Note

TT Electronics reserves the right to make changes in product specification without notice or liability. All information is subject to TT Electronics' own data and is considered accurate at time of going to print.

TT Electronics | OPTEK Technology
2900 E. Plano Pkwy, Plano, TX 75074 | Ph: +1 972 323 2200
www.ttelectronics.com | sensors@ttelectronics.com

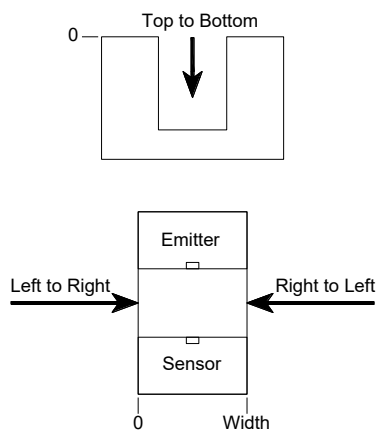
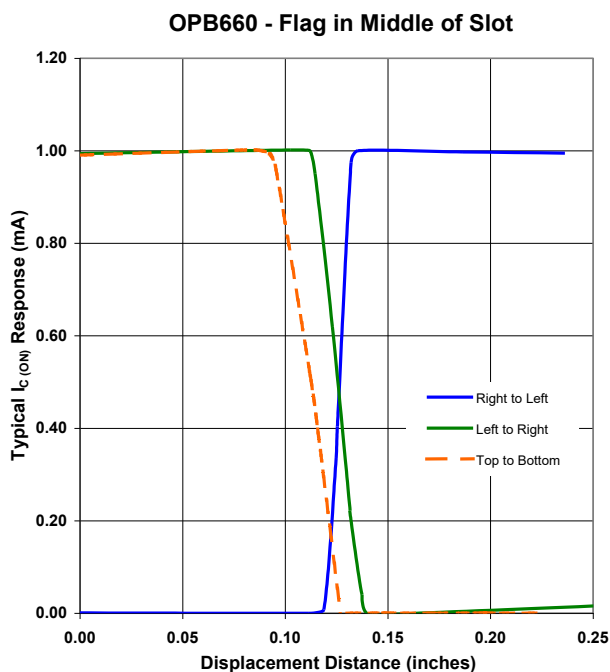
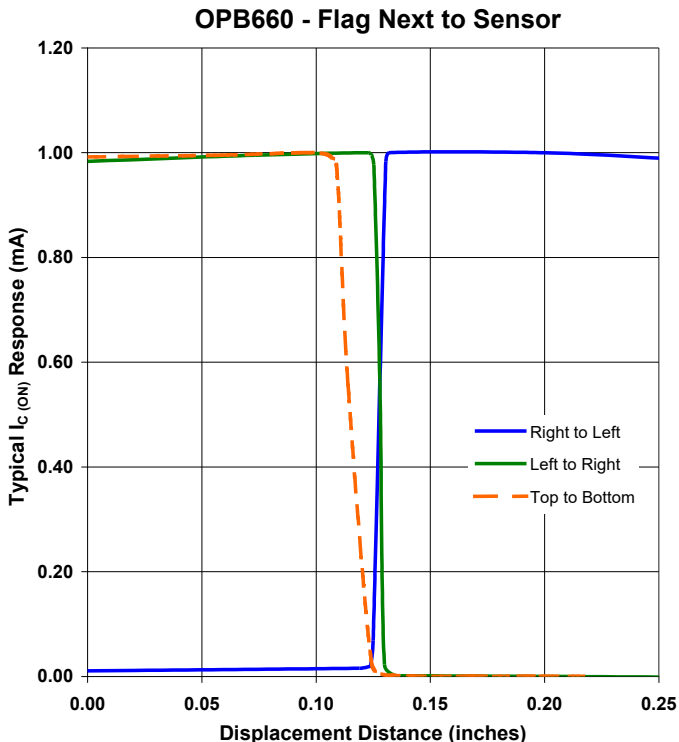
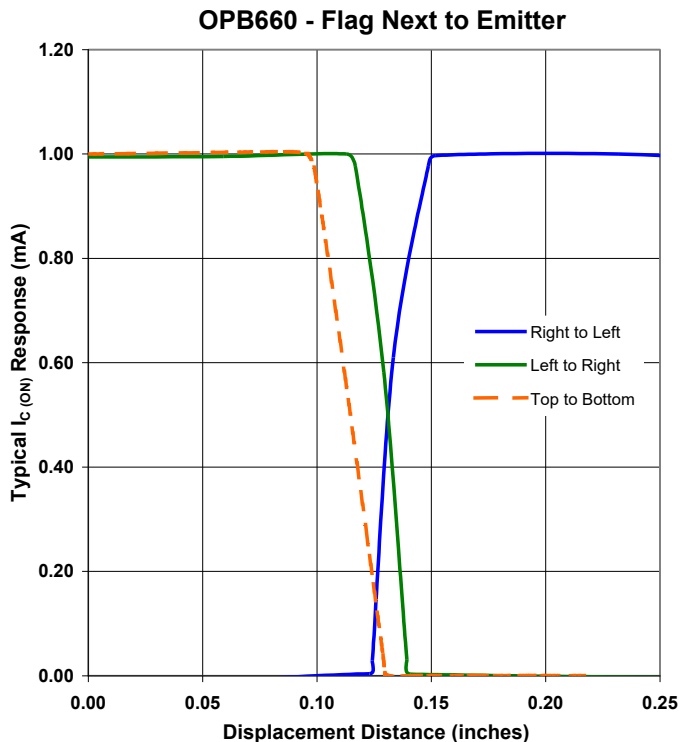
Slotted Optical Switch

OPB660N

Obsolete (OPB660T)



Performance



General Note

TT Electronics reserves the right to make changes in product specification without notice or liability. All information is subject to TT Electronics' own data and is considered accurate at time of going to print.

TT Electronics | OPTEK Technology
 2900 E. Plano Pkwy, Plano, TX 75074 | Ph: +1 972 323 2200
www.ttelectronics.com | sensors@ttelectronics.com