



- 1
- 2
- 3
- 4
- 5
- 6
- 7
- 8
- 9
- 10
- 11
- 12
- 13
- 14
- 15

MATERIAL

Glass-fibre reinforced polyamide based (PA) special conductive technopolymer, black colour, matte finish.

Surface resistivity = $10^3 \Omega$ (ASTM D257 measuring method).

Volume resistivity = $10^3 \Omega\text{cm}$ (ASTM D257 measuring method).

BASES WITHOUT NO-SLIP DISK

- **LV.A-ESD-C**: without ground mounting.

- **LV.F-ESD-C**: with two holes at 180° for ground mounting, supplied covered by a breakable plastic diaphragm (which can be easily removed by a metal tool) to avoid all unhealthy deposits of dirt and dust when the ground mounting is not required (see Fig.1).

BASES WITH NO-SLIP DISK ASSEMBLED

NBR rubber no-slip disk, hardness 70 Shore A, supplied assembled to the base.

Surface resistivity = $10^3 \Omega$ (ASTM D991 measuring method).

Volume resistivity = $10^3 \Omega\text{cm}$ (ASTM D991 measuring method).

The particular assembling system of the no-slip disk to the base assures a perfect anchoring, preventing separation even in case of impact during transport or of adhesion (sticking) to the floor (see No-slip disks on page 979).

- **LV.A-AS-ESD-C**: without ground mounting.

- **LV.F-AS-ESD-C**: with two holes at 180° for ground mounting, supplied covered by a breakable plastic diaphragm (which can be easily removed by a metal tool) to avoid all unhealthy deposits of dirt and dust when the ground mounting is not required (see Fig.1).



ELESA Original design

FEATURES AND APPLICATIONS

The special conductive technopolymer (ESD-C Electrostatic Discharge Conductive) prevents the accumulation of electrostatic charge.

The bases are suitable for "ESD PROTECTED AREA" (EPA) where components, which are susceptible to electrostatic discharges, are handled. The (ESD-C) indelibly printed mark on the surface of the levelling elements bases identifies the particular conductive features of the material according to EN 100015/1 and IEC 61340-5-1.

The special knurling under the lower lip of the base provides excellent stability and grip when using the levelling element without no-slip disk even on surfaces that are not perfectly flat.

NOTE

To choose the stem see Tables of the possible combinations Bases/ Stems on page 984.

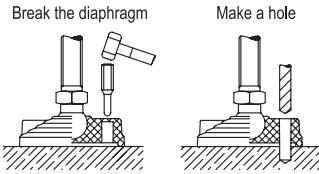
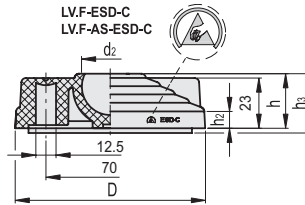
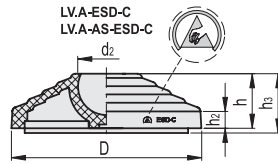


Fig.1

| Conversion Table | |
|-------------------|------|
| 1 mm = 0.039 inch | |
| D | |
| mm | inch |
| 60 | 2.36 |
| 70 | 2.76 |
| 80 | 3.15 |
| 100 | 3.94 |
| 125 | 4.92 |



LV.A-ESD-C

LV.A-AS-ESD-C

METRIC

| Code | Description | Code | Description | D | d2 | h | h2 | h3# | Max. limit static load* [N] | Δ | Δ # |
|------------|-------------------|------------|----------------------|-----|----|----|----|-----|-----------------------------|----------|------------|
| 301241-ESD | LV.A-60-14-ESD-C | 301741-ESD | LV.A-60-14-AS-ESD-C | 60 | 14 | 24 | 9 | 27 | 14000 | 32 | 51 |
| 301242-ESD | LV.A-60-24-ESD-C | 301742-ESD | LV.A-60-24-AS-ESD-C | 60 | 24 | 24 | 9 | 27 | 18000 | 29 | 48 |
| 301246-ESD | LV.A-70-14-ESD-C | 301746-ESD | LV.A-70-14-AS-ESD-C | 70 | 14 | 19 | 7 | 22 | 14000 | 30 | 50 |
| 301251-ESD | LV.A-80-14-ESD-C | 301751-ESD | LV.A-80-14-AS-ESD-C | 80 | 14 | 24 | 9 | 27 | 16000 | 53 | 79 |
| 301252-ESD | LV.A-80-24-ESD-C | 301752-ESD | LV.A-80-24-AS-ESD-C | 80 | 24 | 24 | 9 | 27 | 18000 | 49 | 75 |
| 301261-ESD | LV.A-100-14-ESD-C | 301761-ESD | LV.A-100-14-AS-ESD-C | 100 | 14 | 24 | 9 | 27 | 18000 | 82 | 136 |
| 301262-ESD | LV.A-100-24-ESD-C | 301762-ESD | LV.A-100-24-AS-ESD-C | 100 | 24 | 24 | 9 | 27 | 25000 | 81 | 135 |
| 301272-ESD | LV.A-125-24-ESD-C | 301772-ESD | LV.A-125-24-AS-ESD-C | 125 | 24 | 46 | 15 | 49 | 28000 | 190 | 315 |
| 301341-ESD | LV.F-100-14-ESD-C | 301841-ESD | LV.F-100-14-AS-ESD-C | 100 | 14 | 24 | 9 | 27 | 18000 | 85 | 139 |

* The max static load is the value above which the load applied to the element may cause some plastic material breakage, in particular conditions of use. Obviously, a factor that takes into consideration the importance and the safety level of the specific application must be applied to this value.

Data with no-slip disk mounted.