

# PEAMW30I and PEAMW36I Power Supply Series (20-36W)

## Features:

- IEC 60601-1-2 4th Edition EMC Compliant
- Class II Double Insulated (2 MOPP Rated)
- Interchangeable AC Plugs
- Meets Efficiency Level VI requirements
- <100mW No Load Power Consumption
- Short Circuit Protection
- Overload Protection



## Description:

The PEAMW30I and PEAMW36I series' of medical wall mount power adaptors with interchangeable AC blades are designed and certified for global use. Offering between 20 and 36W of throughput in a multitude of nominal output voltages, these small, reliable power supplies are ideal for low power medical applications across the globe.

Model Number	Voltage	Current	Total Power	Load Regulation	Ripple & Noise (P-P)	Efficiency Level
PEAMW30I-10-B2	5VDC	4A	20W	±5%	100mV	VI
PEAMW30I-11-B2	9VDC	3A	27W	±5%	250mV	VI
PEAMW30I-12-B2	12VDC	2.5A	30W	±5%	250mV	VI
PEAMW36I-12-B2	12VDC	3A	36W	±5%	250mV	VI
PEAMW30I-13-B2	15VDC	2A	30W	±5%	250mV	VI
PEAMW30I-13-1-B2	18VDC	1.67A	30W	±5%	350mV	VI
PEAMW30I-14-B2	24VDC	1.25A	30W	±5%	350mV	VI
PEAMW36I-14-B2	24VDC	1.5A	36W	±5%	350mV	VI
PEAMW30I-17-B2	36VDC	0.83A	30W	±5%	480mV	VI
PEAMW30I-18-B2	48VDC	0.62A	30W	±5%	480mV	VI

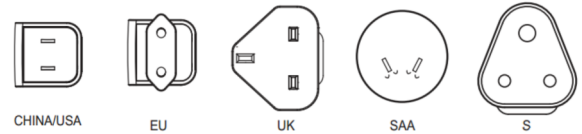
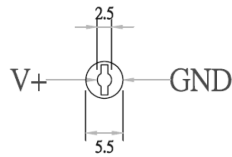
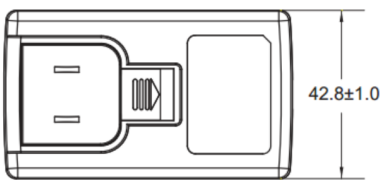
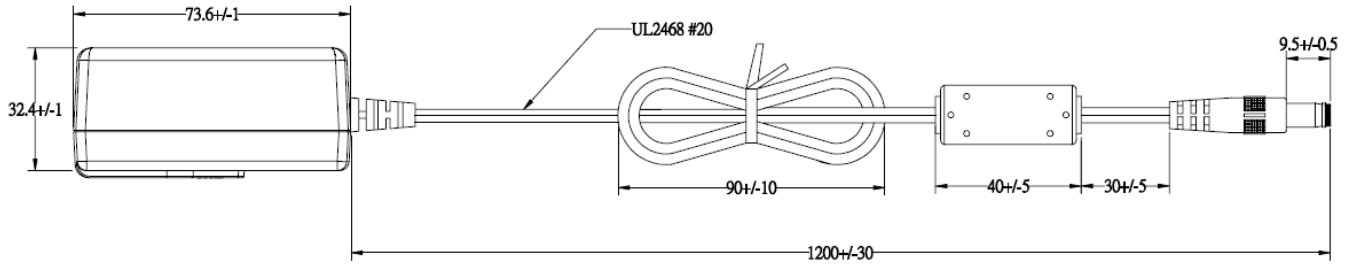
• Shipped with USA AC Blades; others ordered separately.

# PEAMW30I and PEAMW36I Power Supply Series (20-36W)

<b>Specifications</b>	
<b>Input</b>	
Input Voltage	90-264VAC
Input Frequency	47-63Hz
Input Current	1.0A –0.5A, 115-230VAC
Safety Isolation	4.0kVAC Input to Output
Inrush Current	<30A peak @ 115VAC, cold start at 25°C <60A peak @ 230VAC, cold start at 25°C
No Load Power	<100mW
<b>Output</b>	
Total Output Power	20-36W (see table for details)
Output Voltage	See table
Hold Up Time	>8.3m sec @ full load and 115VAC/60Hz input
Turn on Time	<3 seconds
Efficiency	Meets DOE level VI requirements
Minimum Load	No Minimum Load
Switching Frequency	50 kHz typical
Line Regulation	<± 1% of rated output voltage at full load
<b>Protection Features</b>	
Overvoltage Protection	150% Max. of rated voltage. Latching mode. Cycle AC for recovery
Overcurrent Protection	150% Max. of rated current. Auto-restart when fault removed.
Short Circuit Protection	Hiccup Mode. Auto Recovery
Ingress	IP22 Compliant
<b>Environmental</b>	
Operating Temperature	0°C to 60°C (Derate output power linearly from 100% at 40°C to 50% at 60°C)
Storage Temperature	-20°C to +85°C
Operating Humidity	10% - 90% non-condensing
Storage Humidity	5% - 90% non-condensing
Operating Altitude	<5000m
<b>General Specifications</b>	
Dimensions	2.9" x 1.69" x 1.28"
Weight	0.44 pounds
MTBF	>100,000 hours per MIL-HDBK-217F at full load and 25°C ambient
AC Input Receptacle	Interchangeable Plugs
DC output Plug	Barrel Type: 5.5mm x 2.5mm x 9.5mm Centre positive (others upon request)

<b>Specifications Continued</b>	
<b>Safety</b>	
Approvals	UL/cUL 60601-1 TUV EN 60601-1 CB Report CE Mark
*Consult with TT Electronics for information on additional country safety approvals	
<b>EMC</b>	
EMC	FCC Class B Radiated & Conducted EN55032 Class B Radiated & Conducted IEC60601-1-2:2014
Harmonic Currents	IEC 61000-3-2
Voltage Flicker	IEC 61000-3-3
Electrostatic Discharge	IEC 61000-4-2
Radiated Immunity	IEC 61000-4-3
EFT/Burst	IEC 61000-4-4
Surge Immunity	IEC 61000-4-5
Conducted Immunity	IEC 61000-4-6
Magnetic Field	IEC 61000-4-8
Dips/Interruptions	IEC 61000-4-11

## Diagrams



\*Shipped with USA AC Blades; others ordered separately.

## Thermal Derating Curve

