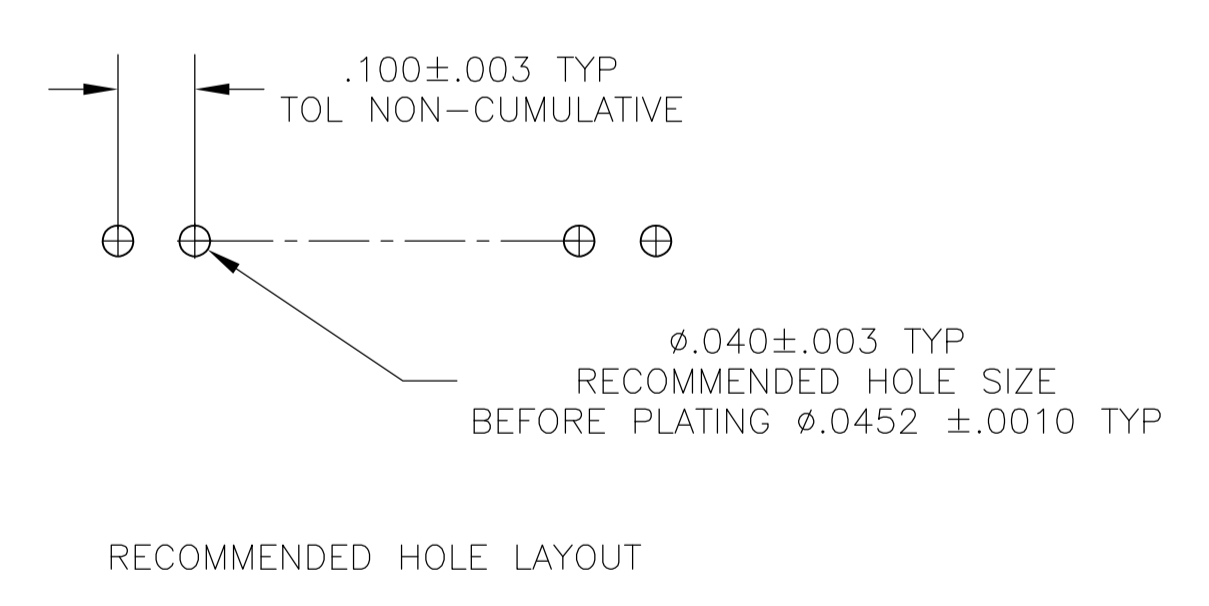
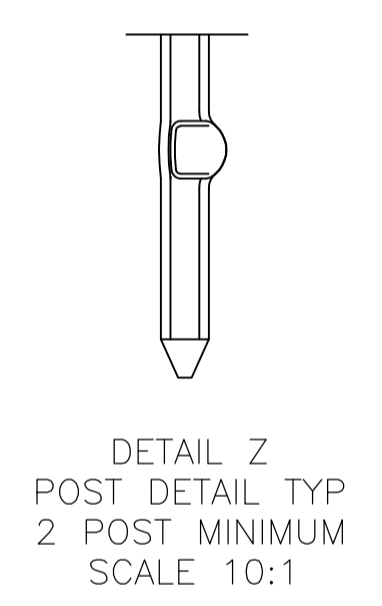
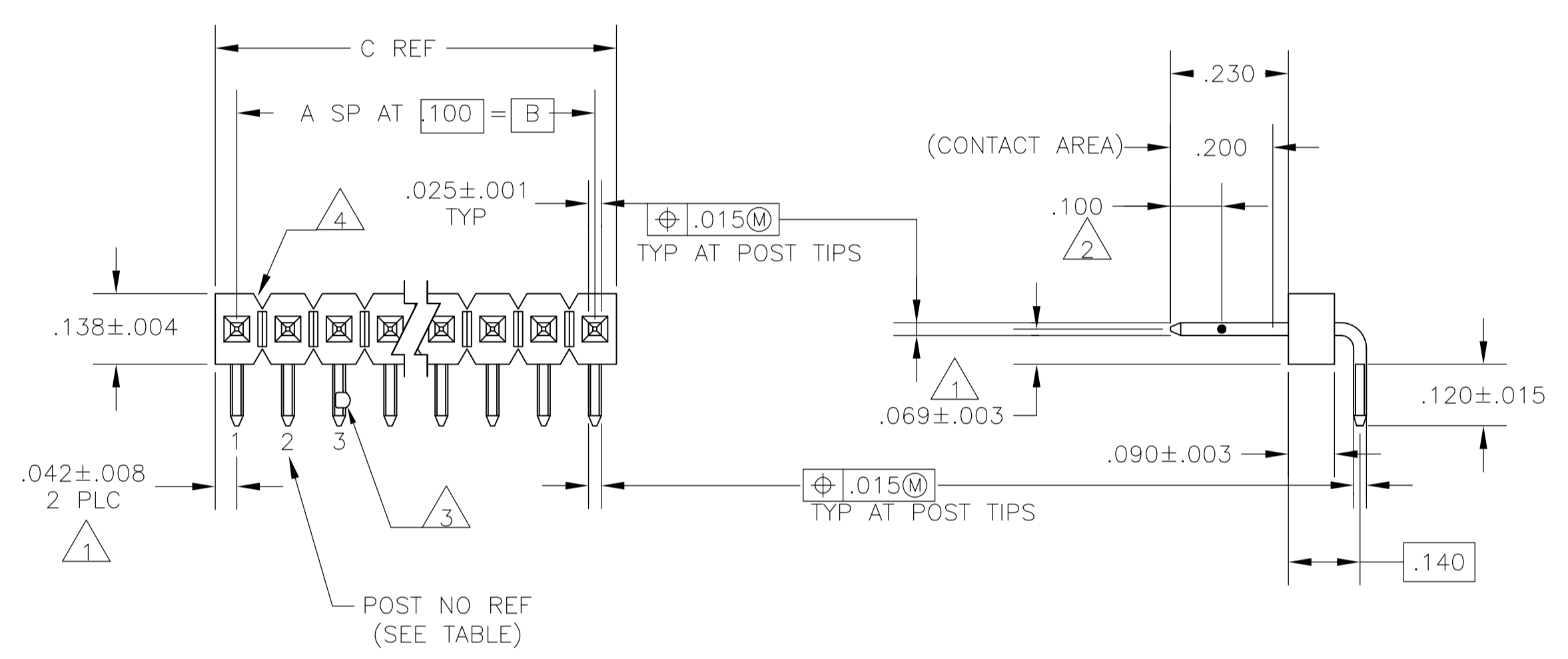


- 1 THE NOTED DIMENSION APPLIES AT THE INTERSECTION OF THE POST AND HOUSING.
- 2 POINT OF MEASUREMENT FOR PLATING THICKNESS.
- 3 SELECTIVE POSTS ARE FORMED TO PROVIDE CONNECTOR RETENTION TO PC BOARD UNTIL SOLDERED. RETENTION FEATURE IS FOR .055 MINIMUM PC BOARD THICKNESS SEE DETAIL Z FOR FORM AND TABLE FOR LOCATIONS.
- 4 BREAKAWAY NOTCH ANGLE CAN BE ORIENTED TO THE RIGHT (AS SHOWN) OR TO THE LEFT.
- 5 FINISH: POSTS, .000015 GOLD ON THE CONTACT AREA, .000100-.000200 MATTE TIN-LEAD ON THE SOLDER TAIL, ALL OVER .000050 NICKEL.
- 6 FINISH: POSTS, .000015 GOLD ON THE CONTACT AREA, .000100-.000200 MATTE TIN ON THE SOLDER TAIL, ALL OVER .000050 NICKEL.
- 7 HIGH TEMPERATURE CONFIGURATION.
- 8 OBSOLETE PARTS: OBSOLETE CIS STREAMLINING PER D.RENAUD/D.SINISI.



OBSOLETE	1	2,3,4,37,38,39,40	3.984	3.900	39	40	7-104348-7
	2	1,2,3,4,32,33,34,35	3.484	3.400	34	35	7-104348-6
	3	1,2,3,4,27,28,29,30	2.984	2.900	29	30	7-104348-5
	4	1,2,3,4,23,24,25,26	2.584	2.500	25	26	7-104348-4
	5	1,2,3,4,22,23,24,25	2.484	2.400	24	25	7-104348-3
	6	1,2,3,4,21,22,23,24	2.384	2.300	23	24	7-104348-2
	7	1,2,3,4,20,21,22,23	2.284	2.200	22	23	7-104348-1
	8	1,2,3,4,19,20,21,22	2.184	2.100	21	22	6-104348-0
	9	1,2,3,4,18,19,20,21	2.084	2.000	20	21	6-104348-9
	10	1,2,3,4,17,18,19,20	1.984	1.900	19	20	6-104348-8
11	1,2,3,4,16,17,18,19	1.884	1.800	18	19	6-104348-7	
12	1,2,3,4,15,16,17,18	1.784	1.700	17	18	6-104348-6	
13	1,2,3,4,14,15,16,17	1.684	1.600	16	17	6-104348-5	
14	1,2,3,4,13,14,15,16	1.584	1.500	15	16	6-104348-4	
15	1,2,3,4,12,13,14,15	1.484	1.400	14	15	6-104348-3	
16	1,2,3,4,11,12,13,14	1.384	1.300	13	14	6-104348-2	
17	1,2,3,4,10,11,12,13	1.284	1.200	12	13	6-104348-1	
18	1,2,3,4,9,10,11,12	1.184	1.100	11	12	6-104348-0	
19	1,2,3,4,8,9,10,11	1.084	1.000	10	11	5-104348-9	
20	1,2,3,4,7,8,9,10	.984	.900	9	10	5-104348-8	
21	1,2,3,4,6,7,8,9	.884	.800	8	9	5-104348-7	
22	ALL	.784	.700	7	8	5-104348-6	
23	ALL	.684	.600	6	7	5-104348-5	
24	ALL	.584	.500	5	6	5-104348-4	
25	ALL	.484	.400	4	5	5-104348-3	
26	ALL	.384	.300	3	4	5-104348-2	
27	ALL	.284	.200	2	3	5-104348-1	
OBSOLETE	1	1,2,3,4,37,38,39,40	3.984	3.900	39	40	2-104348-7
	2	1,2,3,4,32,33,34,35	3.484	3.400	34	35	2-104348-6
	3	1,2,3,4,27,28,29,30	2.984	2.900	29	30	2-104348-5
	4	1,2,3,4,23,24,25,26	2.584	2.500	25	26	2-104348-4
	5	1,2,3,4,22,23,24,25	2.484	2.400	24	25	2-104348-3
	6	1,2,3,4,21,22,23,24	2.384	2.300	23	24	2-104348-2
	7	1,2,3,4,20,21,22,23	2.284	2.200	22	23	2-104348-1
	8	1,2,3,4,19,20,21,22	2.184	2.100	21	22	2-104348-0
	9	1,2,3,4,18,19,20,21	2.084	2.000	20	21	1-104348-9
	10	1,2,3,4,17,18,19,20	1.984	1.900	19	20	1-104348-8
11	1,2,3,4,16,17,18,19	1.884	1.800	18	19	1-104348-7	
12	1,2,3,4,15,16,17,18	1.784	1.700	17	18	1-104348-6	
13	1,2,3,4,14,15,16,17	1.684	1.600	16	17	1-104348-5	
14	1,2,3,4,13,14,15,16	1.584	1.500	15	16	1-104348-4	
15	1,2,3,4,12,13,14,15	1.484	1.400	14	15	1-104348-3	
16	1,2,3,4,11,12,13,14	1.384	1.300	13	14	1-104348-2	
17	1,2,3,4,10,11,12,13	1.284	1.200	12	13	1-104348-1	
18	1,2,3,4,9,10,11,12	1.184	1.100	11	12	1-104348-0	
19	1,2,3,4,8,9,10,11	1.084	1.000	10	11	104348-9	
20	1,2,3,4,7,8,9,10	.984	.900	9	10	104348-8	
21	1,2,3,4,6,7,8,9	.884	.800	8	9	104348-7	
22	ALL	.784	.700	7	8	104348-6	
23	ALL	.684	.600	6	7	104348-5	
24	ALL	.584	.500	5	6	104348-4	
25	ALL	.484	.400	4	5	104348-3	
26	ALL	.384	.300	3	4	104348-2	
27	ALL	.284	.200	2	3	104348-1	

8 SUPERSEDED BY 5-104348-3
 8 OBSOLETE
 8 SUPERSEDED BY 5-104348-1

REMARKS	PLATING	HOLD-DOWN POST CONFIGURATION LOCATION	C	B	A	NO OF POSN	ASSEMBLY PART NUMBER
---------	---------	---------------------------------------	---	---	---	------------	----------------------

THIS DRAWING IS A CONTROLLED DOCUMENT. DIN M. PASTAL 04FEB88
 DIMENSIONS: INCHES. TOLERANCES UNLESS OTHERWISE SPECIFIED: 0 PLC ± .005, 1 PLC ± .005, 2 PLC ± .005, 3 PLC ± .005, 4 PLC ± .005, ANGLES ± .005.
 MATERIAL: HOUSING: FLAME RETARDANT THERMOPLASTIC, COLOUR: BLACK, POSTS: COPPER ALLOY. FINISH: SEE TABLE.
 APVO: R.FEIDT 09FEB88 NAME: HEADER ASSY, MOD II, BREAKAWAY, RIGHT ANGLE, SINGLE ROW, .100 C/L, .025 SQ POSTS, W/HOLD-DOWN CONFIG.
 APPLICATION SPEC: A1 00779 C=104348
 CUSTOMER DRAWING SCALE: 4:1 SHEET 1 OF 1 REV F