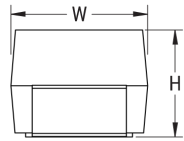
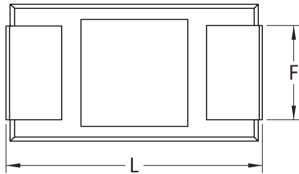
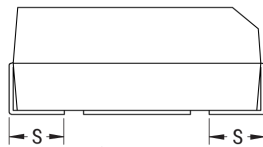


BOTTOM VIEW



CATHODE (-) END VIEW



SIDE VIEW

Click [here](#) for the 3D model.

Dimensions

L	24.5mm +/-0.5mm
W	8.5mm +/-0.5mm
H	9.1mm +/-0.5mm
S	3mm +/-0.3mm
F	4.2mm +/-0.5mm

Packaging Specifications

Packaging	Bulk, Box
Packaging Quantity	100

General Information

Series	T555
Dielectric	Polymer Tantalum
Style	SMD Chip
RoHS	No
Prop 65	⚠ WARNING: Cancer and reproductive harm - http://www.p65warnings.ca.gov
SCIP Number	fa70b84a-ebdb-4f97-bf07-19fe562c6755
Termination	Solder Coated
AEC-Q200	No
Component Weight	5.54 g
Shelf Life	156 Weeks

Specifications

Capacitance	220 uF
Capacitance Tolerance	20%
Voltage DC	8 VDC, 6.24 VDC (105°C), 9.2 VDC (85°C)
Temperature Range	-55/+105°C
Life	2000 Hrs
Dissipation Factor	5% (120Hz 25C)
Failure Rate	N/A
Resistance	120 mOhm (100kHz 25C)
Ripple Current	1510 mAmps (40kHz 85C)
Leakage Current	13.2 uA (5min 25°C)
Testing and Reliability	25C +/-5C, 10 cycles, after constant voltage conditioning (KEMET standard)