



soberton inc.

SP DYNAMIC SPEAKER UNIT

Acoustic Product Specification

Product Number: SP-1503FW



Release | Revision: B/2018

CONTENTS

This document contains the technical specifications for the dynamic speaker unit.

Page 1
Speaker Electroacoustic Characteristics

General Specifications

Page 2
Reliability Tests

Page 3
Measuring Method (Speaker Mode)

Standard Test Condition of Speakers

Page 4
Frequency Response Curve

Page 5
Dimensions

Page 6
Packing

Speaker Electroacoustic Characteristics

Sound Pressure Level

96±3dB SPL @0.8, 1.0, 1.5 and 2.0 KHz in average (0dB SPL=20µPa)
Measuring condition: 0.5W (Sine wave) 10cm measured with baffler shown in Fig.1

Frequency Response Curve

As shown in Figure 2

Response Frequency

1100±20%Hz @ 1V. (Without Baffler)

Input Power (Nominal and Maximum)

Rated Noise Power 0.5W

Short Term Maximum Power 0.8W must be normal at a white noise (1W, F0 ~ 20KHz) for one minute

Operation Test

Must be free of audible noise (buzzes and rattles)

(3K ~ 5KHz frequency range, input level up to 2.0 Vrms)

Distortion

Less than 10% @1KHz, 0.1M, 0.5W

General Specifications

Operating Temperature Range

-20°C~+60°C

Storage Temperature Range

-25°C~+70°C

Standard Test Conditions

Temperature 17°C~25°C

Relative Humidity 45%~80%(RH)

Impedance

8±15%Ω (@1KHz 1V) without baffler

Dimension

ø15.0x3.5mm + Wire 85mm UL1571/AWG32# + Connector equ. to JST-SHR-02V-S-B (2P=1.0mm)

IP Level

IP50



soberton inc.

SP DYNAMIC SPEAKER UNIT

Acoustic Product Specification

Product Number: SP-1503FW



Release | Revision: B/2018

CONTENTS

This document contains the technical specifications for the dynamic speaker unit.

Page 1

Speaker Electroacoustic Characteristics

General Specifications

Page 2

Reliability Tests

Page 3

Measuring Method (Speaker Mode)

Standard Test Condition of Speakers

Page 4

Frequency Response Curve

Page 5

Dimensions

Page 6

Packing

Reliability Tests

The sound pressure as specified will neither deviate more than $\pm 3\text{dB}$ from the initial value, nor have any significant damage after any of following testing.

High Temperature Test

High Temperature $+60\pm 2^\circ\text{C}$

Duration 96 Hours

Low Temperature Test

Low Temperature $-20\pm 2^\circ\text{C}$

Duration 96 hours

Heat Shock Test

High Temperature $+60\pm 2^\circ\text{C}$

Low Temperature $-20\pm 2^\circ\text{C}$

Changeover Time < 30 seconds

Duration 1 hour

Cycle 11.1

Humidity Test

Temperature $+ 40\pm 2^\circ\text{C}$

Relative Humidity 90%~95%

Duration 96 hours

Temperature Cycle Test

Temperature -20°C $+60^\circ\text{C}$

Duration 45 minutes 45 minutes

Temperature gradient $1\sim 3^\circ\text{C}/\text{min}$

Cycle 25

Drop Test

Mounted with dummy set mass 100g

Height 1.5 m

Cycle 6 (1 each plain) onto the concrete board

Load Test

Speaker mode White noise(EIA filter)for 96hours @0.5W input power.



soberton inc.

SP DYNAMIC SPEAKER UNIT

Acoustic Product Specification

Product Number: SP-1503FW



Release | Revision: B/2018

CONTENTS

This document contains the technical specifications for the dynamic speaker unit.

Page 1
Speaker Electroacoustic Characteristics

General Specifications

Page 2
Reliability Tests

Page 3
Measuring Method (Speaker Mode)

Standard Test Condition of Speakers

Page 4
Frequency Response Curve

Page 5
Dimensions

Page 6
Packing

Measuring Method (Speaker Mode)

Test Condition Standard

Temperature 15 ~ 35°C

Relative humidity 45% ~ 85%

Atmospheric pressure 860mbar to 1060mbar

Standard Test Fixture

Input Power 0.5W

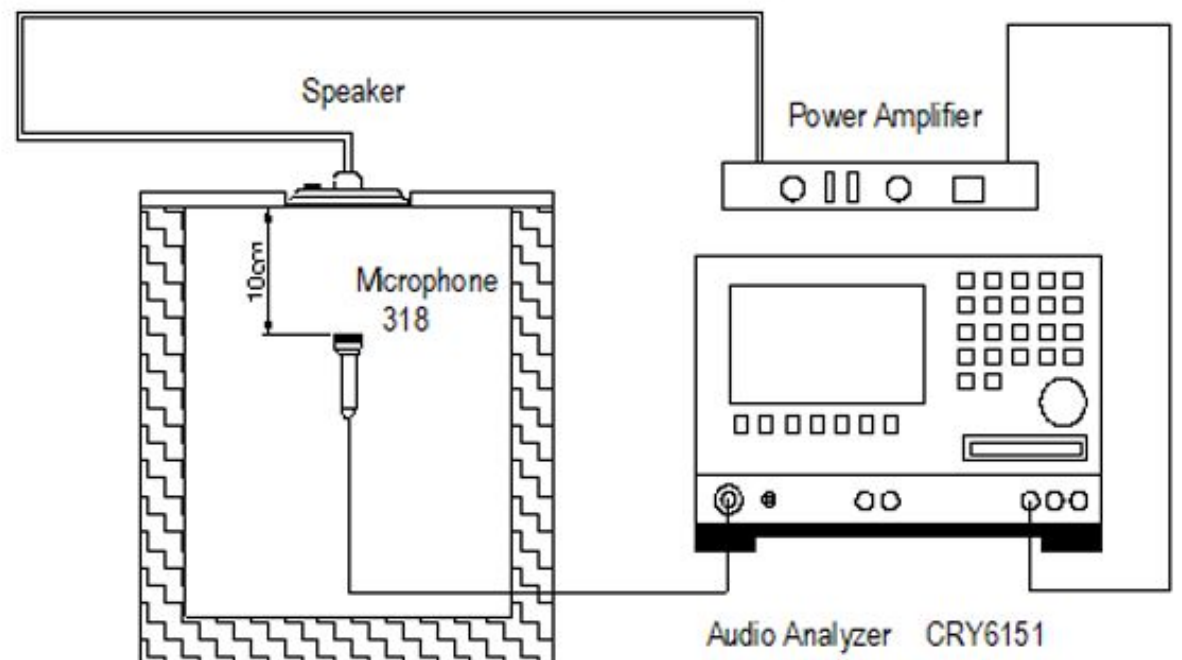
Zero Level -dB

Mode TSR

Potentiometer Range 50dB

Sweep Time 0.5sec

Standard Test Condition of Speaker (Fig. 1)





soberton inc.

SP DYNAMIC SPEAKER UNIT

Acoustic Product Specification

Product Number: SP-1503FW



Release | Revision: B/2018

CONTENTS

This document contains the technical specifications for the dynamic speaker unit.

Page 1
Speaker Electroacoustic Characteristics

General Specifications

Page 2
Reliability Tests

Page 3
Measuring Method (Speaker Mode)

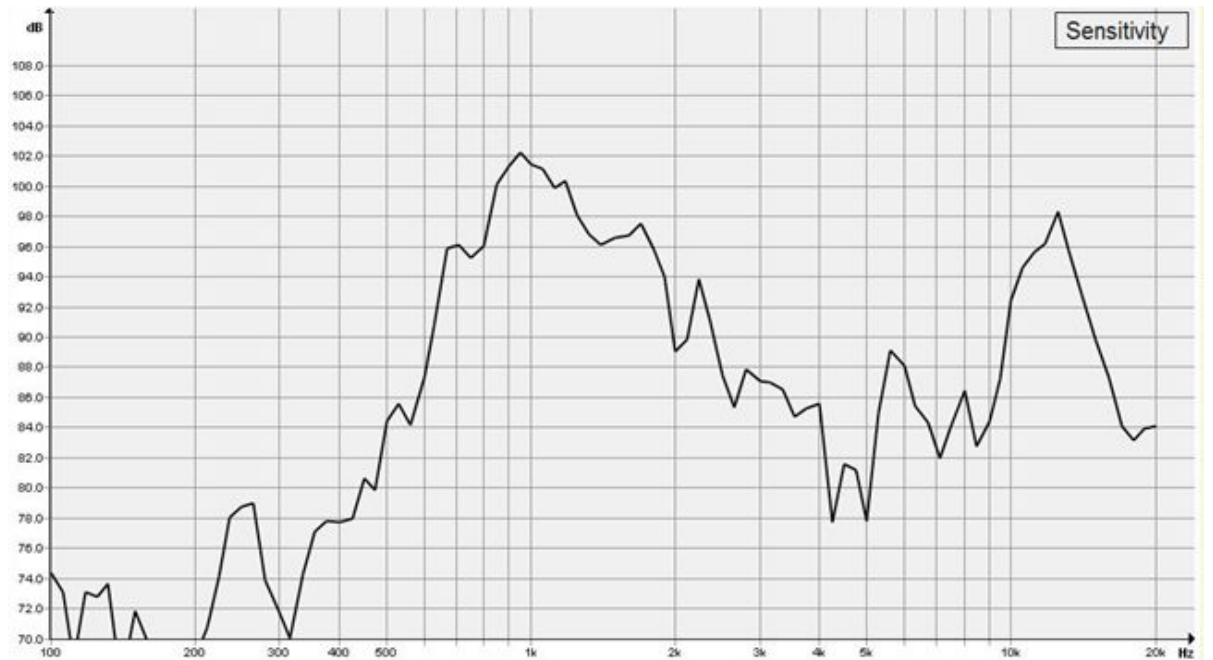
Standard Test Condition of Speakers

Page 4
Frequency Response Curve

Page 5
Dimensions

Page 6
Packing

Frequency Response Curve (Fig 2)





soberton inc.

SP DYNAMIC SPEAKER UNIT

Acoustic Product Specification

Product Number: SP-1503FW



Release | Revision: B/2018

CONTENTS

This document contains the technical specifications for the dynamic speaker unit.

Page 1

Speaker Electroacoustic Characteristics

General Specifications

Page 2

Reliability Tests

Page 3

Measuring Method (Speaker Mode)

Standard Test Condition of Speakers

Page 4

Frequency Response Curve

Page 5

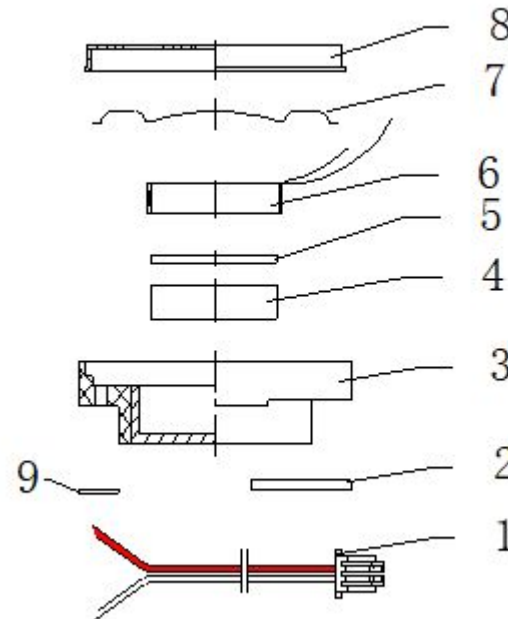
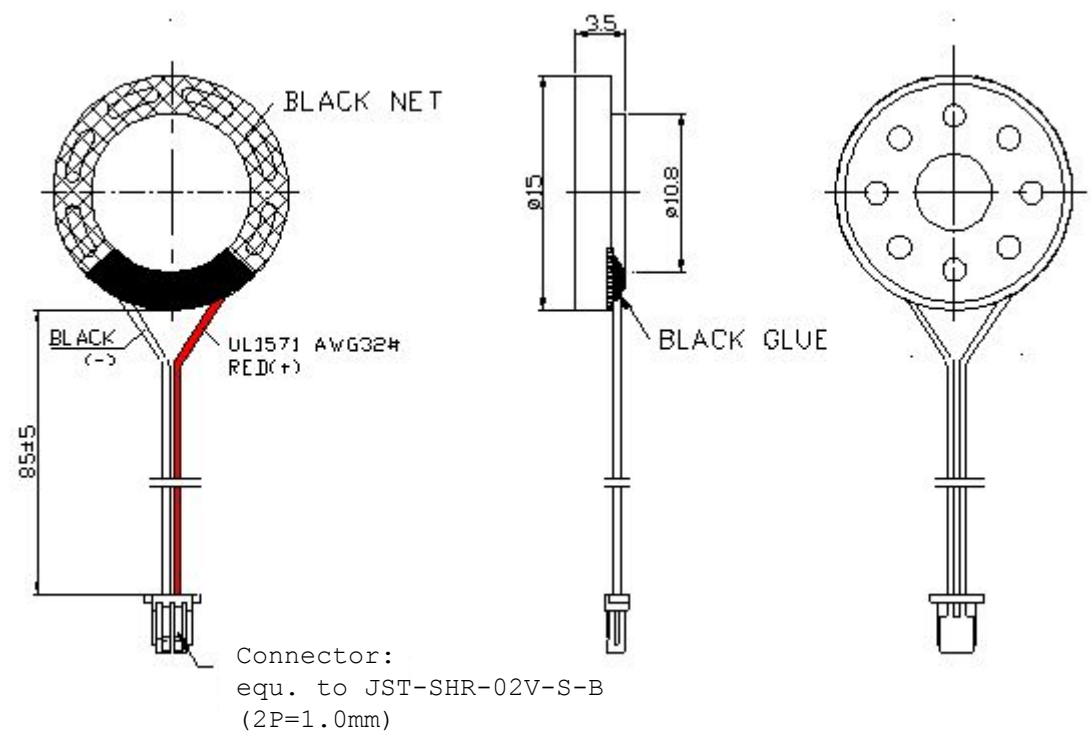
Dimensions

Page 6

Packing

Dimensions

Tolerance: ± 0.5 (unit: mm)



No.	Part Name	Material	Quantity
1	Wire	UL1571/AWG32#	2
	Connector	equ. to JST-SHR-02V-S-B (2P=1.0mm)	1
2	PCB	FR-4	1
3	Frame	PBT	1
4	Main Magnet	Nd Fe B	1
5	Plate	SPCC	1
6	Voice Coil	Polyurethane Enamelled Wire	1
7	Diaphragm	PEN	1
8	Cap	SUS 201	1
9	Silk Screen	Black Net	1



soberton inc.

SP DYNAMIC SPEAKER UNIT

Acoustic Product Specification

Product Number: SP-1503FW



Release | Revision: B/2018

CONTENTS

This document contains the technical specifications for the dynamic speaker unit.

Page 1

Speaker Electroacoustic Characteristics

General Specifications

Page 2

Reliability Tests

Page 3

Measuring Method (Speaker Mode)

Standard Test Condition of Speakers

Page 4

Frequency Response Curve

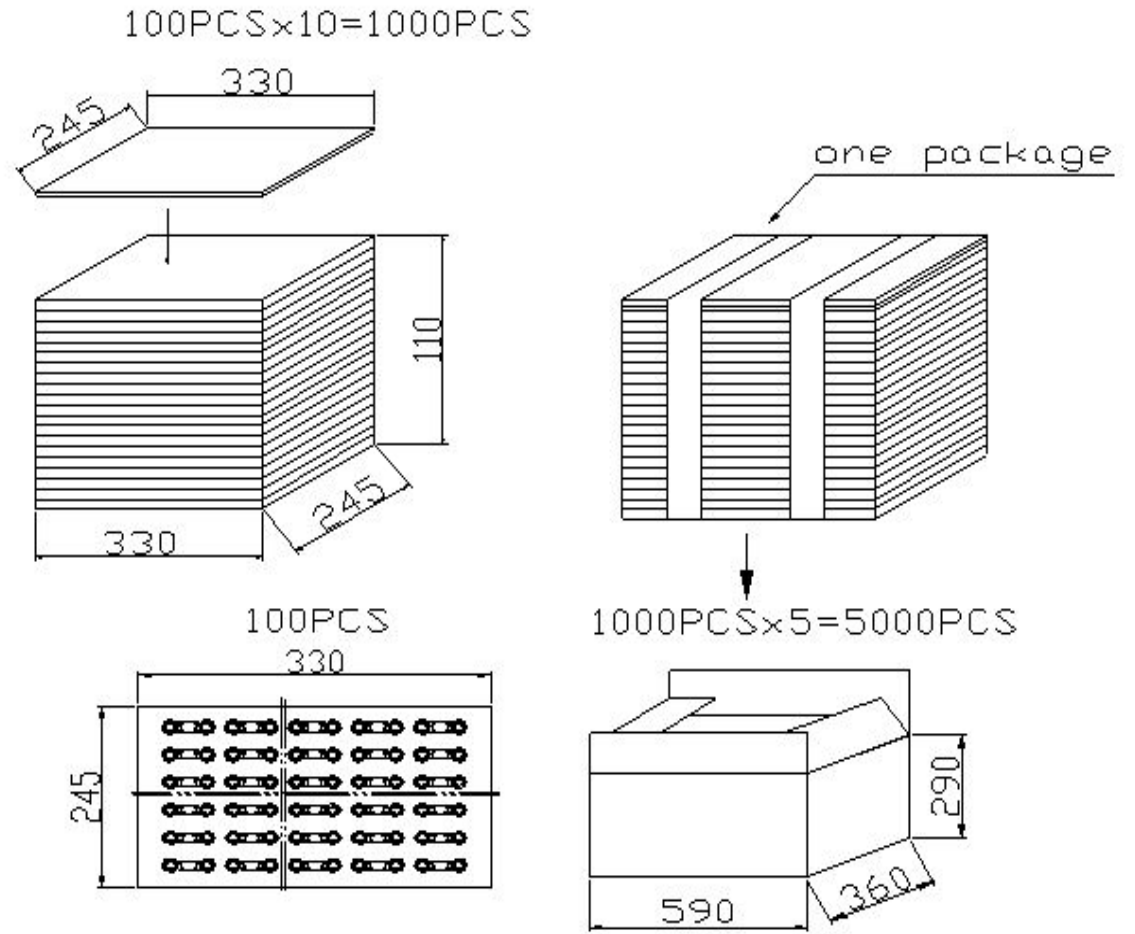
Page 5

Dimensions

Page 6

Packing

Packing



Details

Tray	330*245mm	100 pcs
Unit	330*245*110mm	100*10=1000 pcs
Carton Box	360*590*290mm	1000*5=5000 pcs