

Customer Information Sheet

DRAWING No.: G125-MCXXX05LX-XXXXL

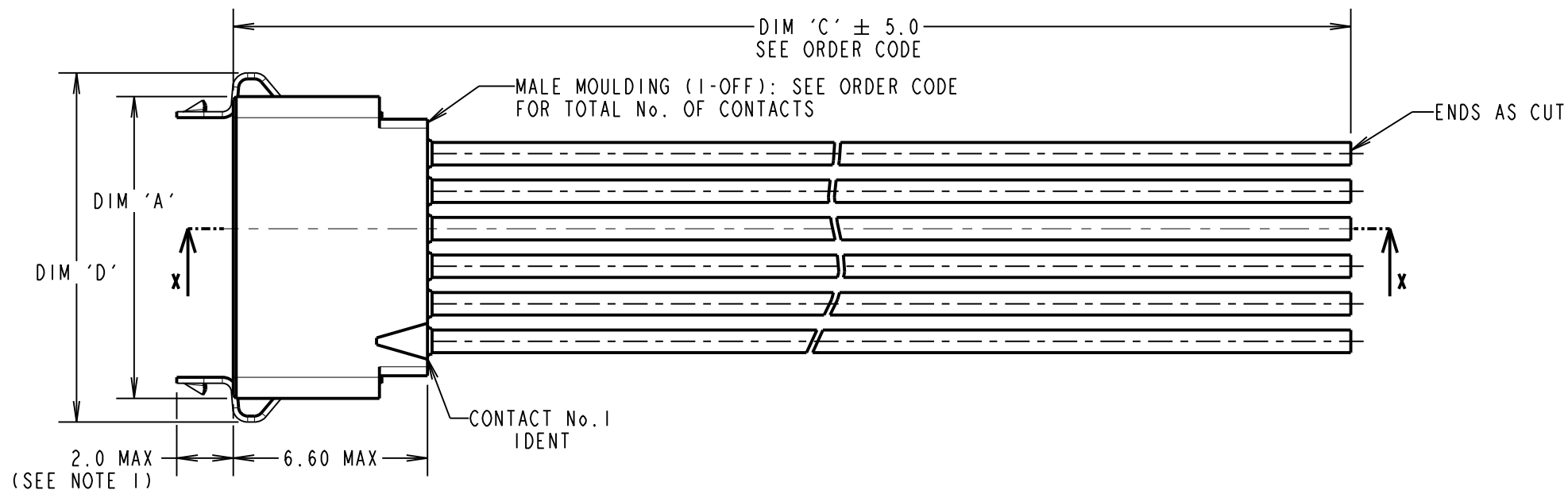
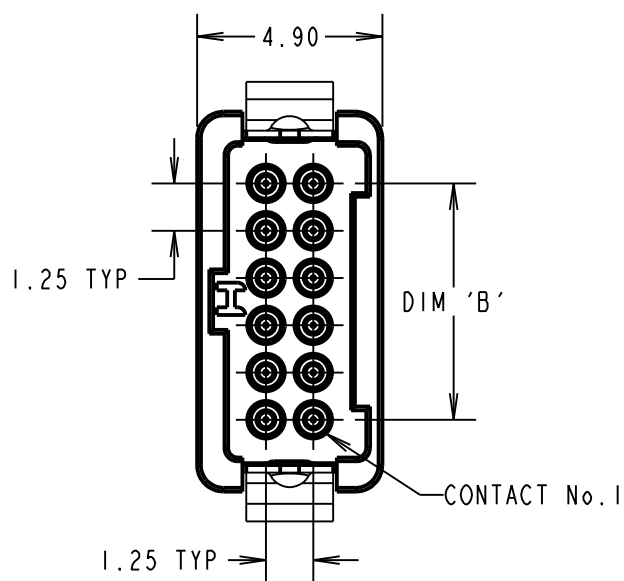
IF IN DOUBT - ASK

©


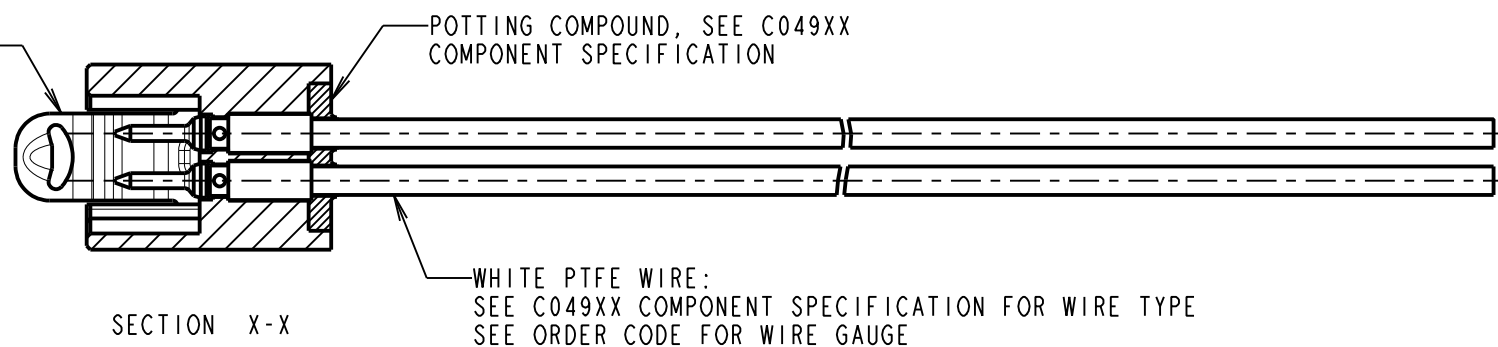
NOT TO SCALE

THIRD ANGLE PROJECTION

ALL DIMENSIONS IN mm



LATCHES (2-OFF): SEE ORDER CODE FOR REQUIREMENT



PATENTED TECHNOLOGY

DIM 'A'	(TOTAL No. OF CONTACTS - 2) x 0.625 + 3.80
DIM 'B'	(TOTAL No. OF CONTACTS - 2) x 0.625 ± 0.20
DIM 'D'	(TOTAL No. OF CONTACTS - 2) x 0.625 + 5.2

G125-MCXXX05LX-XXXXL

26 AWG = 1 28 AWG = 2 30 AWG = 3 32 AWG = 4	DIM 'C' LENGTH: 0060 = 60mm MIN 9999 = 9999mm MAX
TOTAL No. OF CONTACTS: 06, 10, 12, 16, 20, 26, 34, 50	STOCKED LENGTHS: 0150 = 150mm 0300 = 300mm 0450 = 450mm
LATCHES: L0 = NO LATCHES L4 = LATCHES	

RTP	5	08.04.19	21781
NAME	ISS.	DATE	C/NOTE
APPROVED:		R.PORTLOCK	
CHECKED:		S.BENNETT	
DRAWN:		S.FLOWER	
CUSTOMER REF.:			
ASSEMBLY DRG:			

NOTES:

- LATCHES ARE SHOWN FOR ILLUSTRATION ONLY. WHEN "L0" IS SPECIFIED IN THE ORDER CODE NO LATCHES WILL BE FITTED.
- CABLE ASSEMBLIES WILL BE PACKED IN BAGS OF 10.
- FOR COMPLETE SPECIFICATION SEE COMPONENT SPECIFICATIONS C049XX AND C125XX (LATEST ISSUES).
- CUSTOM LENGTH CABLE ASSEMBLIES CAN BE PRODUCED FROM 60mm TO 9999mm. CONTACT OUR CABLE TEAM ON CABLES@HARWIN.COM.

HARWIN

www.harwin.com
technical@harwin.com

THIS DRAWING AND ANY INFORMATION OR DESCRIPTIVE MATTER SET OUT HEREON ARE CONFIDENTIAL AND COPYRIGHT PROPERTY OF THE HARWIN GROUP AND MUST NOT BE DISCLOSED, LOANED, COPIED OR USED FOR MANUFACTURING, TENDERING OR FOR ANY OTHER PURPOSE WITHOUT THEIR WRITTEN PERMISSION.

TOLERANCES

X. = ±1mm
 X.X = ±0.50mm
 X.XX = ±0.20mm
 X.XXX = ±0.01mm
 ANGLES = ±5°
 UNLESS STATED

MATERIAL:

SEE ABOVE

FINISH:

SEE ABOVE

S/AREA:

mm²

TITLE:

G125 SERIES MALE CRIMP CONNECTOR WITH PIGTAIL

DRAWING NUMBER:

G125-MCXXX05LX-XXXXL

SHT
2
OF
2

Customer Information Sheet

DRAWING No.: G125-SERIES COMPONENT SPECIFICATION

IF IN DOUBT - ASK

(C)

NOT TO SCALE

THIRD ANGLE PROJECTION

ALL DIMENSIONS IN mm

SPECIFICATIONS:

MATERIALS:

MOULDING, PICK & PLACE CAP:
POLYAMIDE, PA4T-GF30 FR(40) UL94V-0,
HALOGEN FREE, FREE OF RED PHOSPHORUS

* EIA-364-27B : 1996: TEST CONDITION E SHOCK SEVERITY: 981 mm/s²
(100G) FOR 6ms IN Z AXIS, 490 mm/s² (50G) FOR 11ms IN X & Y AXIS.

* EIA-364-01A : 2000: ACCELERATION: 490 mm/s² (50G)
* BUMP SEVERITY: 390 mm/s² (40G), 4000± 10 BUMPS
* TESTED WITH LATCHED CONNECTORS

CONTACTS:

MALE PC-TAIL/SMT = PHOSPHOR BRONZE
MALE CRIMP = BRASS
ALL FEMALE CONTACTS = COPPER ALLOY

ELECTRICAL:

CURRENT RATING:

EIA-364-70A : 1998: INDIVIDUAL CONTACT IN ISOLATION AT 25°C = 2.8A MAX
EIA-364-70A : 1998: ALL CONTACTS SIMULTANEOUSLY AT 25°C = 2.0A MAX

LOCKING HARDWARE:

LATCHES: COPPER NICKEL TIN ALLOY
SCREW LOCK: STAINLESS STEEL

CONTACT RESISTANCE:

EIA-364-06C : 2006: INITIAL CONTACT RESISTANCE = 20mΩ MAX
EIA-364-06C : 2006: CONTACT RESISTANCE AFTER CONDITIONING = 25mΩ MAX

BACK POTTING COMPOUND (CABLE ASSEMBLIES ONLY):
STYCAST 2651 MM BACK POTTING WITH CATALYST 9

WORKING VOLTAGE:

EIA-364-20C : 2004: SEA LEVEL (1006mbar) = 450V DC/AC PEAK
EIA-364-20C : 2004: ALTITUDE LEVEL (44mbar) = 250V DC/AC PEAK

FINISH:

ALL CONTACTS:
0.2-0.3µ GOLD OVER NICKEL
LATCHES:
3.0µ 100% TIN OVER NICKEL

VOLTAGE PROOF AT SEA LEVEL (1013mbar) = 600V DC/AC PEAK

MECHANICAL:

DURABILITY = 1000 OPERATIONS
INSERTION FORCE = 2.8N MAX
WITHDRAWAL FORCE = 0.2N MIN

INSULATION RESISTANCE:

EIA-364-21C : 2000: INSULATION RESISTANCE (INITIAL)
= 10 GΩ MIN AT 500V DC
EIA-364-21C : 2000: INSULATION RESISTANCE (AFTER CONDITIONING)
= >1 GΩ MIN AT 500V DC

ENVIRONMENTAL:

CLASSIFICATION: 65/150/56 DAYS AT 93% RH

FOR FULL COMPONENT SPECIFICATION SEE C125XX (LATEST ISSUE).

TEMPERATURE RANGE:

EIA-364-32 : 2000 TEST CONDITION IV, DWELL
30mins, 5 CYCLES -65°C TO +150°C

* EIA-364-28D : 1999: TEST CONDITION IV: VIBRATION SEVERITY:
10Hz TO 2000Hz, 1.5MM, 198 mm/s² (20G). DURATION 2Hr

PATENT PENDING
UK 1205109.0



MGP	4	22.06.17	20668
NAME	ISS.	DATE	C/NOTE
APPROVED: MGP			
CHECKED: SB			
DRAWN:		S.FLOWER	
CUSTOMER REF.:			
ASSEMBLY DRG:			

HARWIN

www.harwin.com
technical@harwin.com

THIS DRAWING AND ANY INFORMATION OR DESCRIPTIVE MATTER SET OUT HEREON ARE CONFIDENTIAL AND COPYRIGHT PROPERTY OF THE HARWIN GROUP AND MUST NOT BE DISCLOSED, LOANED, COPIED OR USED FOR MANUFACTURING, TENDERING OR FOR ANY OTHER PURPOSE WITHOUT THEIR WRITTEN PERMISSION.

TOLERANCES
X = ±1mm
X.X = ±0.50mm
X.XX = ±0.10mm
X.XXX = ±0.01mm
ANGLES = ±5°
UNLESS STATED

MATERIAL:

SEE ABOVE

FINISH: SEE ABOVE

S/AREA:

mm²

TITLE:

G125 SERIES COMPONENT SPECIFICATION

DRAWING NUMBER:

G125-SERIES CONNECTORS

SHT
1 OF 1