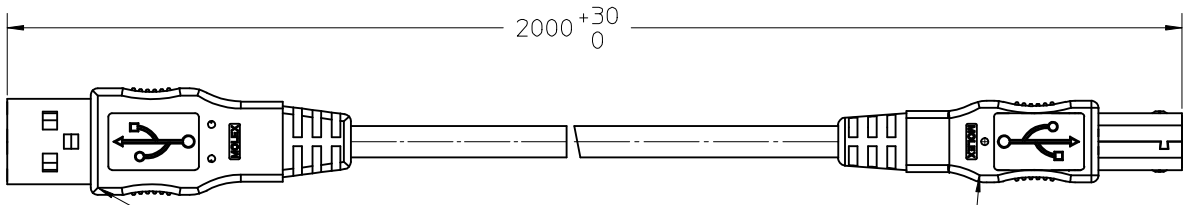
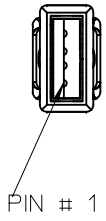
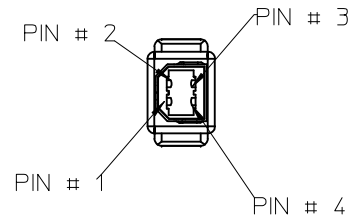


7 6 5 4 3 2 1



OVERMOLDED SERIES "A" PLUG, 30u" GOLD PLATING

OVERMOLDED SERIES "B" PLUG, 30u" GOLD PLATING



PIN CONNECTIVITY TABLE.

| USB 'A' PLUG | SIGNAL NAME | USB 'B' PLUG | TYPICAL WIRING ASSIGNMENT |
|--------------|-------------|--------------|---------------------------|
| PIN 1 | VBUS | PIN 1 | RED |
| PIN 2 | D- | PIN 2 | WHITE |
| PIN 3 | D+ | PIN 3 | GREEN |
| PIN 4 | GND | PIN 4 | BLACK |
| SHELL | SHIELD | SHELL | DRAIN WIRE |

USB SHIELDED CABLE DETAILS

1. CABLE CONSTRUCTION:

FULL SPEED CABLE CONSISTS OF ONE 24 AWG NON TWISTED POWER PAIR AND ONE 28 AWG TWISTED DATA PAIR WITH AN ALLUMINIUM METALLIZED POLYESTER INNER SHIELD, 28AWG STRANDED TINNED COPPER DRAIN WIRE (#24x2C+#28x1P) 65% TINNED COPPER WIRE INTERWOVEN (BRAIDED) OUTER SHIELD AND PVC OUTER JACKET. CABLE OD-4.7MM

| | | | | | | | | | |
|---|-------------------------------|---|--|----------------------------|------------------------------|---------------------|---|------------------------|--|
| ENTER DESCRIPTION EC NO: I2006-0382 DRWN:RRANGAPPA01 2006/01/09 CHKD:DKUMAR 2006/01/09 APPR:DKUMAR 2006/01/10 | QUALITY SYMBOLS ▽=0 ▽=0 | GENERAL TOLERANCES (UNLESS SPECIFIED) | | DIMENSION STYLE MM ONLY | | SCALE 1:1 | DESIGN UNITS METRIC | THIRD ANGLE PROJECTION | |
| | | | mm | INCH | DRAWN BY GR | DATE 03/07/03 | TITLE USB A-B CABLE ASSY L=1990MM APC PART NO: 940-0117A | | |
| | | 4 PLACES | ±--- | ±--- | CHECKED BY GJ | DATE 03/07/03 | | | |
| | | 3 PLACES | ±--- | ±--- | APPROVED BY GJ | DATE 03/07/03 | MOLEX INCORPORATED | | |
| 2 PLACES | ±--- | ±--- | MATERIAL NO. 88475-0020 | | DOCUMENT NO. SD-88475-002 | SHEET NO. 1 OF 1 | | | |
| 1 PLACE | ±--- | ±--- | DRAFT WHERE APPLICABLE MUST REMAIN WITHIN DIMENSIONS | | | | | | |
| ANGULAR ±---° | | THIS DRAWING CONTAINS INFORMATION THAT IS PROPRIETARY TO MOLEX INCORPORATED AND SHOULD NOT BE USED WITHOUT WRITTEN PERMISSION | | | | | | | |

6 5 4 3 2 1