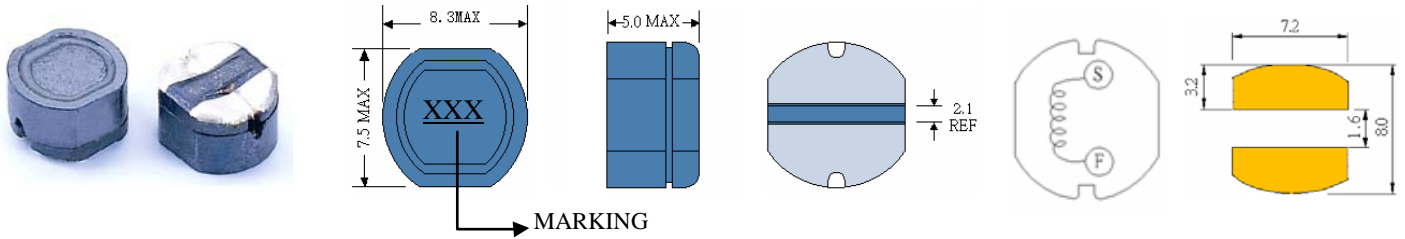


SCR74B

SMD POWER INDUCTORS



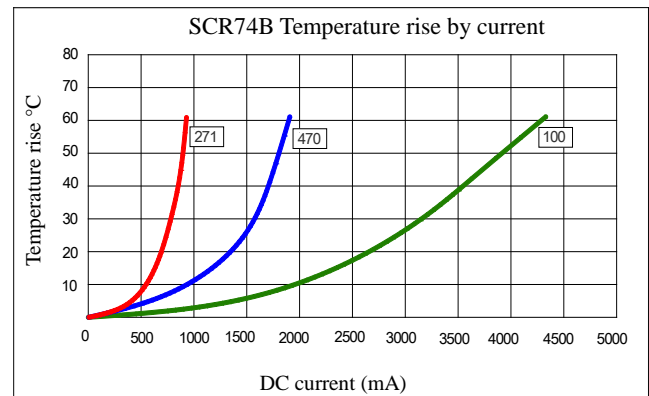
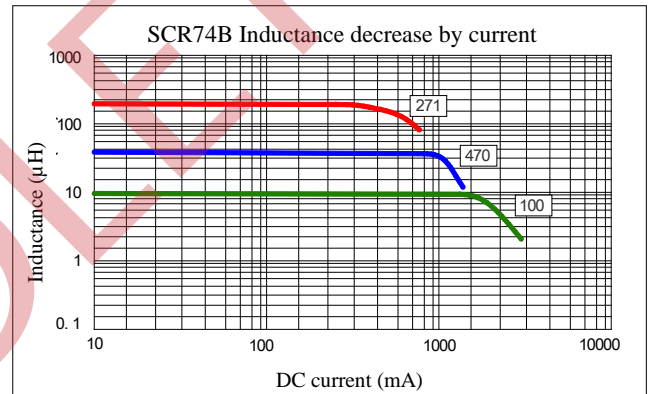
• Features

1. Magnetically shielded construction
2. Excellent Power Density
3. Engineered to Provide High Efficiency

ELECTRICAL CHARACTERISTICS



Part Number	Inductance (uH) (1)	Test Frequency	DC Resistance (Ω MAX) (2)	Saturation Current ⁽³⁾ (A)	Temperature Current ⁽⁴⁾ (A)
SCR74B-100	10	2.52KHZ	0.07	1.65	3.30
SCR74B-120	12	2.52KHZ	0.07	1.57	3.00
SCR74B-150	15	2.52KHZ	0.08	1.39	2.70
SCR74B-180	18	2.52KHZ	0.10	1.29	2.43
SCR74B-220	22	2.52KHZ	0.13	1.12	2.18
SCR74B-270	27	2.52KHZ	0.16	1.06	1.96
SCR74B-330	33	2.52KHZ	0.18	0.97	1.74
SCR74B-390	39	2.52KHZ	0.18	0.91	1.64
SCR74B-470	47	2.52KHZ	0.27	0.80	1.55
SCR74B-560	56	2.52KHZ	0.29	0.76	1.47
SCR74B-680	68	2.52KHZ	0.33	0.68	1.32
SCR74B-820	82	2.52KHZ	0.43	0.62	1.20
SCR74B-101	100	1KHZ	0.49	0.55	1.14
SCR74B-121	120	1KHZ	0.68	0.49	1.08
SCR74B-151	150	1KHZ	0.94	0.44	0.97
SCR74B-181	180	1KHZ	1.00	0.40	0.87
SCR74B-221	220	1KHZ	1.18	0.36	0.78
SCR74B-271	270	1KHZ	1.30	0.33	0.70



- (1). Inductance tolerance $\pm 20\%$ tested at 0.25V, 0ADC and 25°C
- (2). DCR measured at 25°C.
- (3). The DC current at which the inductance decreases by 10% from its initial value.
- (4). The DC current that results in a 40°C temperature rise from 25°C ambient.

[Click here for QUANTITY PER REEL & PACKING INFORMATION](#)

Custom versions available upon request.