

Combination type 1/2 protective device - FLT-SEC-P-T1-1S-350/25-FM - 2905415

Please be informed that the data shown in this PDF Document is generated from our Online Catalog. Please find the complete data in the user's documentation. Our General Terms of Use for Downloads are valid (<http://phoenixcontact.com/download>)



Plug-in lightning current arrester, in accordance with Type 1/Class I, for 1-phase power supply networks with separate N and PE (L1, PE, N).


Your advantages

- Spark gap has no line follow current
- Free of leakage current, suitable for use in the pre-meter area
- High continuous voltage of 350 V AC for 230/400 V AC networks with high voltage fluctuations
- Pluggable
- Low voltage protection level of 1.5 kV
- Optical, mechanical status indicator
- With floating remote indication contact
- Plugs can be checked with CHECKMASTER 2



COMPLETE 2014

Key Commercial Data

Packing unit	1 pc
GTIN	 4 055626 045887
GTIN	4055626045887

Technical data

Dimensions

Height	95.2 mm
Width	71.2 mm
Depth	74.5 mm
Horizontal pitch	4 Div.

Ambient conditions

Degree of protection	IP20 (only when all terminal points are used)
----------------------	---

Combination type 1/2 protective device - FLT-SEC-P-T1-1S-350/25-FM - 2905415

Technical data

Ambient conditions

Ambient temperature (operation)	-40 °C ... 80 °C
Ambient temperature (storage/transport)	-40 °C ... 80 °C
Altitude	≤ 2000 m (amsl (above mean sea level))
Permissible humidity (operation)	5 % ... 95 %
Shock (operation)	30g (Half-sine / 11 ms / 3x ±X, ±Y, ±Z)
Vibration (operation)	5g (5 - 500 Hz/2.5 h/X, Y, Z)

General

IEC test classification	I / II
	T1 / T2
	T1
	I
EN type	T1 / T2
	T1
IEC power supply system	TN-S
	TT
Mode of protection	L-N
	L-PE
	N-PE
Mounting type	DIN rail: 35 mm
Color	light grey RAL 7035
	traffic grey A RAL 7042
Housing material	PA 6.6-FR 20% GF
	PBT-FR
Degree of pollution	2
Flammability rating according to UL 94	V-0
Type	DIN rail module, two-section, divisible
Number of positions	2
Surge protection fault message	Optical, remote indicator contact

Protective circuit

Nominal frequency f_N	50 Hz (60 Hz)
Maximum continuous voltage U_C	350 V AC
Rated load current I_L	125 A (< 55 °C)
Residual current I_{PE}	≤ 0.01 mA
Nominal discharge current I_n (8/20) μ s (L-N)	25 kA
Nominal discharge current I_n (8/20) μ s (L-PE)	25 kA
Nominal discharge current I_n (8/20) μ s (N-PE)	100 kA
Maximum discharge current I_{max} (8/20) μ s (L-N)	50 kA
Maximum discharge current I_{max} (8/20) μ s (L-PE)	50 kA

Combination type 1/2 protective device - FLT-SEC-P-T1-1S-350/25-FM - 2905415

Technical data

Protective circuit

Impulse discharge current (10/350) μs (L-N), charge	12.5 As
Impulse discharge current (10/350) μs (L-N), specific energy	160 kJ/ Ω
Impulse discharge current (10/350) μs (L-N), peak current value I_{imp}	25 kA
Impulse discharge current (10/350) μs (L-PE), charge	12.5 As
Impulse discharge current (10/350) μs (L-PE), specific energy	160 kJ/ Ω
Impulse discharge current (10/350) μs (L-PE), peak current value I_{imp}	25 kA
Impulse discharge current (10/350) μs (N-PE), charge	50 As
Impulse discharge current (10/350) μs (N-PE), specific energy	2500 kJ/ Ω
Impulse discharge current (10/350) μs (N-PE), peak current value I_{imp}	100 kA
Total discharge current I_{total} (10/350) μs	50 kA
Follow current interrupt rating I_{fi} (L-N)	50 kA
Follow current interrupt rating I_{fi} (N-PE)	100 A
Short-circuit current rating I_{SCCR}	50 kA
Voltage protection level U_{p} (L-N)	≤ 1.5 kV
Voltage protection level U_{p} (L-PE)	≤ 2.5 kV
Voltage protection level U_{p} (N-PE)	≤ 1.5 kV
Residual voltage U_{res} (L-N)	≤ 1.5 kV (at I_{n})
Residual voltage U_{res} (L-PE)	≤ 2.5 kV (at I_{n})
Residual voltage U_{res} (N-PE)	≤ 1.5 kV (at I_{n})
TOV behavior at U_{T} (L-N)	415 V AC (5 s / withstand mode) 457 V AC (120 min / withstand mode)
TOV behavior at U_{T} (N-PE)	1200 V AC (200 ms / withstand mode)
Response time t_{A}	≤ 100 ns
Max. backup fuse with V-type through wiring	125 A (gG)
Max. backup fuse with branch wiring	315 A (gG)

Additional technical data

Follow current quenching capacity I_{fi} (L-N)	100 kA (264 V AC)
Short-circuit current rating I_{SCCR}	100 kA (264 V AC)
Maximum discharge current I_{max} (8/20) μs	100 kA (AS NZS 1768:2007)

Indicator/remote signaling

Switching function	PDT contact
Operating voltage	12 V AC ... 250 V AC 125 V DC (200 mA DC)
Operating current	10 mA AC ... 1 A AC 1 A DC (30 V DC)
Connection method	Plug-in/screw connection via COMBICON
Screw thread	M2

Combination type 1/2 protective device - FLT-SEC-P-T1-1S-350/25-FM - 2905415

Technical data

Indicator/remote signaling

Tightening torque	0.25 Nm
Stripping length	7 mm
Conductor cross section flexible	0.14 mm ² ... 1.5 mm ²
Conductor cross section solid	0.14 mm ² ... 1.5 mm ²
Conductor cross section AWG	28 ... 16

Connection data

Connection method	Screw connection
Screw thread	M5
Tightening torque	4.5 Nm
Stripping length	18 mm
Conductor cross section flexible	2.5 mm ² ... 35 mm ²
Conductor cross section solid	2.5 mm ² ... 35 mm ²
Conductor cross section AWG	13 ... 2
Connection method	Fork-type cable lug
Conductor cross section flexible	1.5 mm ² ... 16 mm ²

UL specifications

SPD Type	2CA
Maximum continuous operating voltage MCOV	350 V AC
Rated load current I _L	50 A
Mode of protection	L-N
	L-G
	N-G
Power distribution system	Single phase
Voltage protection rating VPR (L-N)	1500 V
Voltage protection rating VPR (L-G)	1500 V
Voltage protection rating VPR (N-G)	1200 V
Nominal discharge current I _n	20 kA
Short-circuit current rating (SCCR)	50 kA

UL indicator/remote signaling

Operating voltage	125 V AC
Operating current	1 A AC
Tightening torque	4 lb _F -in.
Conductor cross section AWG	30 ... 14

UL connection data

Conductor cross section AWG	3 ... 2
Tightening torque	40 lb _F -in.

Standards and Regulations

Combination type 1/2 protective device - FLT-SEC-P-T1-1S-350/25-FM - 2905415

Technical data

Standards and Regulations

Standards/regulations	IEC 61643-11 2011
	EN 61643-11 2012

Environmental Product Compliance

REACH SVHC	Lead 7439-92-1
China RoHS	Environmentally Friendly Use Period = 50
	For details about hazardous substances go to tab "Downloads", Category "Manufacturer's declaration"

Approvals

Approvals

Approvals

GL / CCA / UL Recognized / KEMA-KEUR / cUL Recognized / IECEE CB Scheme / EAC / UL Recognized / cUL Recognized

Ex Approvals

Approval details

GL		https://approvalfinder.dnvgl.com/	13946-15 HH
----	--	---	-------------

CCA			NTR-NL 7726
-----	--	--	-------------





UL Recognized		http://database.ul.com/cgi-bin/XYV/template/LISEXT/1FRAME/index.htm	FILE E 330181
---------------	--	---	---------------

KEMA-KEUR		http://www.dekra-certification.com	71-106982
-----------	--	---	-----------

cUL Recognized		http://database.ul.com/cgi-bin/XYV/template/LISEXT/1FRAME/index.htm	FILE E 330181
----------------	--	---	---------------

Combination type 1/2 protective device - FLT-SEC-P-T1-1S-350/25-FM - 2905415

Approvals

IECEE CB Scheme		http://www.iecee.org/	NL-56588
EAC			RU C-DE.A*30.B01561
UL Recognized		http://database.ul.com/cgi-bin/XYV/template/LISEXT/1FRAME/index.htm	FILE E 330181
cUL Recognized		http://database.ul.com/cgi-bin/XYV/template/LISEXT/1FRAME/index.htm	FILE E 330181

Phoenix Contact 2019 © - all rights reserved
<http://www.phoenixcontact.com>

PHOENIX CONTACT GmbH & Co. KG
Flachsmarktstr. 8
32825 Blomberg
Germany
Tel. +49 5235 300
Fax +49 5235 3 41200
<http://www.phoenixcontact.com>