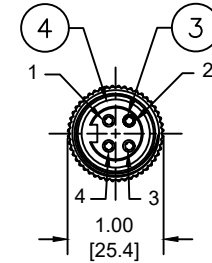
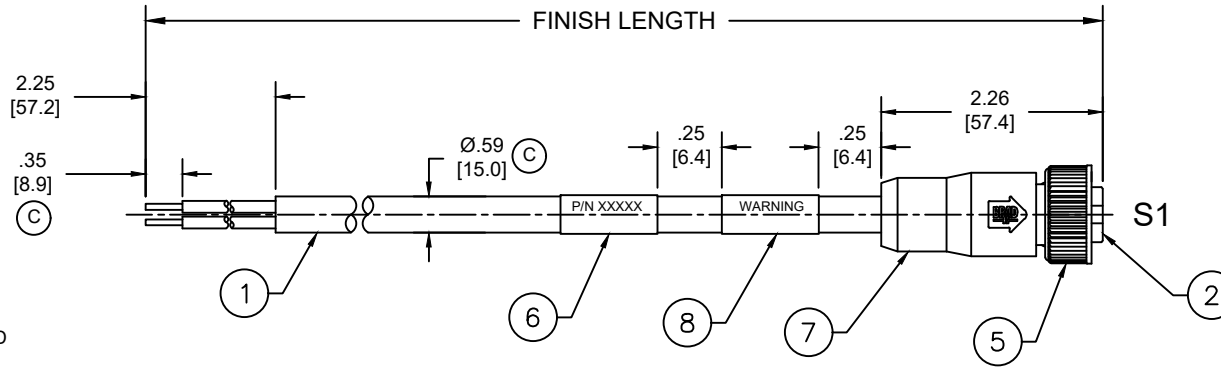
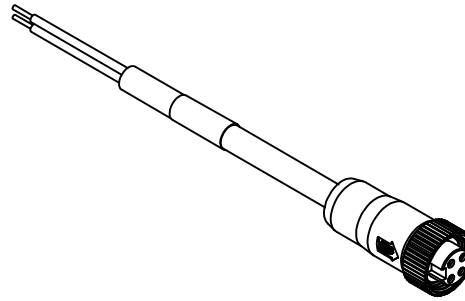


MATERIAL NUMBER	ENGINEERING NUMBER	FINISHED LENGTH
1300610088	104000A46M010	1M [3FT 3 IN]
1300610007	104000A46M250	25M [82FT]
1300610105	104000A46M500	50M [164FT]

PART NUMBER LEGEND

104000A46M010

LENGTH:
M005= 0.5 METER
M010= 1 METER
M100= 10 METER



FACE VIEW FEMALE

NOTES:

- MATERIAL: AS NOTED
- FINISH: AS NOTED
- ELECTRICAL:
 - VOLTAGE: 483V PER IEC60664
 - 600V PER UL2237
 - CURRENT: 15A
- TEMP RATING: -20°TO +105°C
- PROTECTION: IP67 (WHEN MATED)
- COUPLING THREAD: 7/8"-16UN
- UL LISTED FILE: E258922
- ALL DIMENSIONS ARE FOR REFERENCE UNLESS TOLERANCED OR NOTED OTHERWISE

S1

BLACK	1
WHITE	2
RED	3
GREEN/YELLOW	4

A

CABLE LENGTH TOLERANCES	
<.3M [1FT]:	+19mm-0 [+ .75in-0]
.3 - .9M [1 - 3FT]:	+44.5mm-0 [+1.75in-0]
.9 - 1.8M [3 - 6FT]:	+55.6mm-0 [+2.19in-0]
1.8 - 3.7M [6 - 12FT]:	+88.9mm-0 [+3.50in-0]
3.7 - 7.3M [12 - 24FT]:	+165.1mm-0 [+6.50in-0]
7.3-14.6M [24 - 48FT]:	+317.5mm-0 [+12.50in-0]
14.6 - 30.5M [48-100FT]:	+622.3mm-0 [+24.50in-0]
OVER 30M [100FT]	+2% OF FINISHED LENGTH

WIRING DIAGRAM

ITEM	DESCRIPTION	MATERIAL	FINISH
8	WARNING LABEL	VINYL	ORANGE/BLACK
7	OVERMOLD	TPE	GRAY
6	WRAP LABEL	VINYL	YELLOW/BLACK
5	COUPLING NUT	ZINC ALLOY	BLACK E-COAT
4	FRICTION RING	NYLON	WHITE
3	SOCKET CONTACT	COPPER ALLOY	GOLD OVER NICKEL
2	INSERT	TPE	BLACK
1	#14/4 CABLE	PVC JACKET	GRAY

FUNCTIONAL SYMBOLS FA=0 FC=0 FE=0	THIS DRAWING CONTAINS INFORMATION THAT IS PROPRIETARY TO MOLEX ELECTRONIC TECHNOLOGIES, LLC AND SHOULD NOT BE USED WITHOUT WRITTEN PERMISSION		CURRENT REV DESC: ITEM 2 & 7 WERE PVC SLEEVE & SOCKET SHOWN AS ITEM-3. ADDED FRICTION RING, IEC VOLTAGE, CABLE DIA & TOL CHART. MODIFIED WIRE END STRIP, TEMP RATING AND PN TABLE.	
	DIMENSION UNITS	SCALE	EC NO: 698916	
	INCH/MM	NTS	DRWN: ABENJAMINLW	2021/06/14
	GENERAL TOLERANCES (UNLESS SPECIFIED)		CHK'D: RSTONE	2022/03/09
DIVISIONAL SYMBOLS	mm	INCH	APPR: BWOODMAN	2022/03/11
	4 PLACES ±----	±----	INITIAL REVISION:	
	3 PLACES ±----	±----	DRWN: ---	---
	2 PLACES ±----	±----	APPR: JFMURPHY	2010/01/20
1 PLACE ±----	±----	ANGULAR TOL ± ---- °		
0 PLACES ±----	±----	DRAFT WHERE APPLICABLE MUST REMAIN WITHIN DIMENSIONS		
THIRD ANGLE PROJECTION		DRAWING	SERIES	MATERIAL NUMBER
		A-SIZE	130061	SEE CHART
DOCUMENT NUMBER		DOC TYPE	DOC PART	REVISION
SD-130061-012		PSD	001	C
CUSTOMER		SHEET NUMBER		
GENERAL MARKET		1 OF 1		

DOCUMENT STATUS	P1	RELEASE DATE	2022/03/11	14:29:45
-----------------	----	--------------	------------	----------