


Inductive sensor

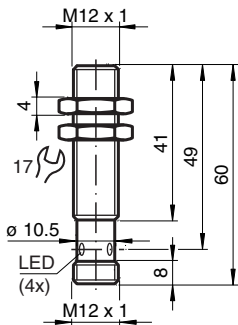
NEB8-12GM50-E2-V1



- Increased operating distance
- 8 mm quasi flush



Dimensions



Technical Data

General specifications

Switching function		Normally open (NO)
Output type		PNP
Rated operating distance	s_n	8 mm
Installation		quasi flush
Output polarity		DC
Assured operating distance	s_a	0 ... 6.48 mm
Reduction factor r_{Al}		0.3
Reduction factor r_{Cu}		0.25
Reduction factor r_{304}		0.7
Reduction factor r_{St37}		1

Nominal ratings

Installation conditions		
-------------------------	--	--

Release date: 2020-03-23 Date of issue: 2020-03-30 Filename: 212697_eng.pdf

Refer to "General Notes Relating to Pepperl+Fuchs Product Information".

Pepperl+Fuchs Group
www.pepperl-fuchs.com

USA: +1 330 486 0001
fa-info@us.pepperl-fuchs.com

Germany: +49 621 776 1111
fa-info@de.pepperl-fuchs.com

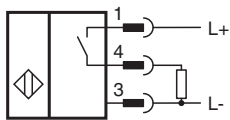
Singapore: +65 6779 9091
fa-info@sg.pepperl-fuchs.com

PF PEPPERL+FUCHS

Technical Data

A		2 mm
B		14 mm
C		24 mm
F		46 mm
Operating voltage	U_B	10 ... 30 V
Switching frequency	f	0 ... 400 Hz
Hysteresis	H	≤ 10 %
Reverse polarity protection		reverse polarity protected
Short-circuit protection		yes
Voltage drop	U_d	≤ 2 V
Operating current	I_L	0 ... 200 mA
Off-state current	I_r	0 ... 0.1 mA typ. 0.1 μA at 25 °C
No-load supply current	I_0	≤ 10 mA
Switching state indicator		LED, yellow
Functional safety related parameters		
MTTF _d		602 a
Mission Time (T _M)		20 a
Diagnostic Coverage (DC)		0 %
Compliance with standards and directives		
Standard conformity		
Standards		EN 60947-5-2:2007 IEC 60947-5-2:2007
Approvals and certificates		
UL approval		cULus Listed, General Purpose
CSA approval		cCSAus Listed, General Purpose
CCC approval		CCC approval / marking not required for products rated ≤36 V
Ambient conditions		
Ambient temperature		-25 ... 70 °C (-13 ... 158 °F)
Mechanical specifications		
Connection type		Connector M12 x 1 , 4-pin
Housing material		chromium plated brass
Sensing face		PBT
Degree of protection		IP67
Protection class		II
Mass		34 g

Connection



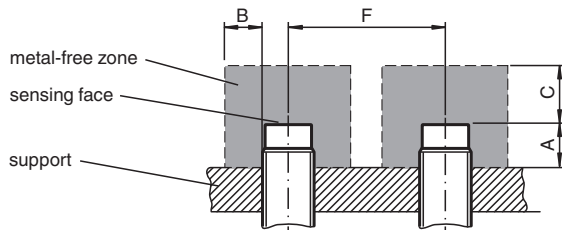
Connection Assignment






Wire colors in accordance with EN 60947-5-2

1	BN	(brown)
2	WH	(white)
3	BU	(blue)
4	BK	(black)

Installation



Accessories

	BF 12	Mounting flange, 12 mm
	V1-G-2M-PUR	Female cordset, M12, 4-pin, PUR cable
	V1-W-2M-PUR	Female cordset, M12, 4-pin, PUR cable

Release date: 2020-03-23 Date of issue: 2020-03-30 Filename: 212697_eng.pdf

Refer to "General Notes Relating to Pepperl+Fuchs Product Information".