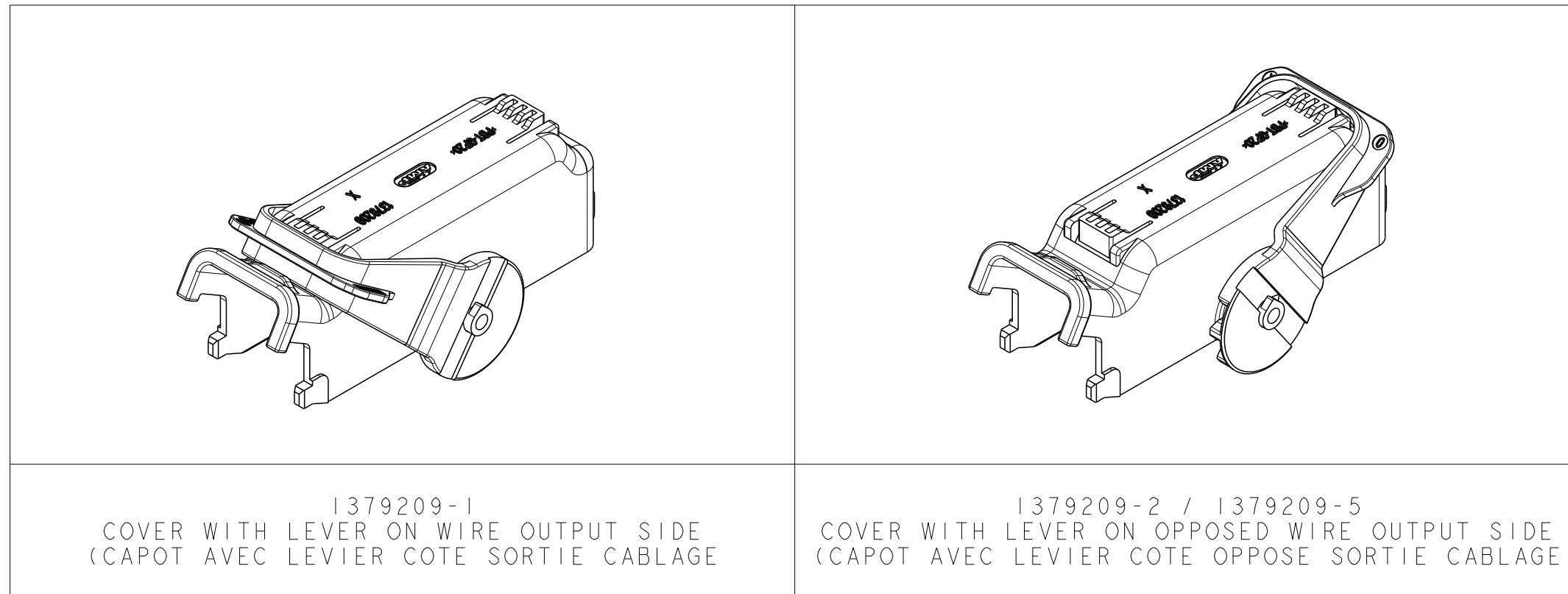


THIS DRAWING IS UNPUBLISHED. RELEASED FOR PUBLICATION 20  
 © COPYRIGHT 20 BY - ALL RIGHTS RESERVED.

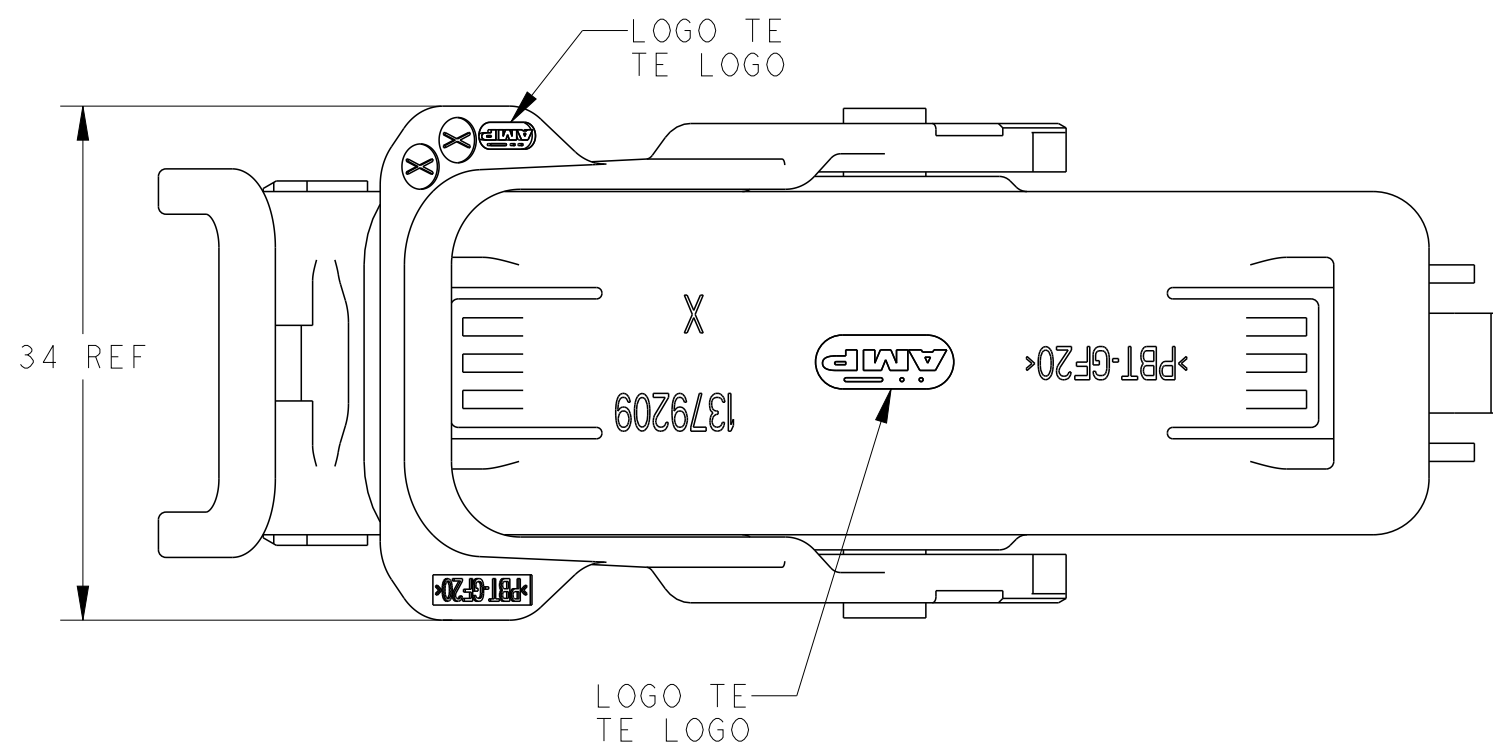
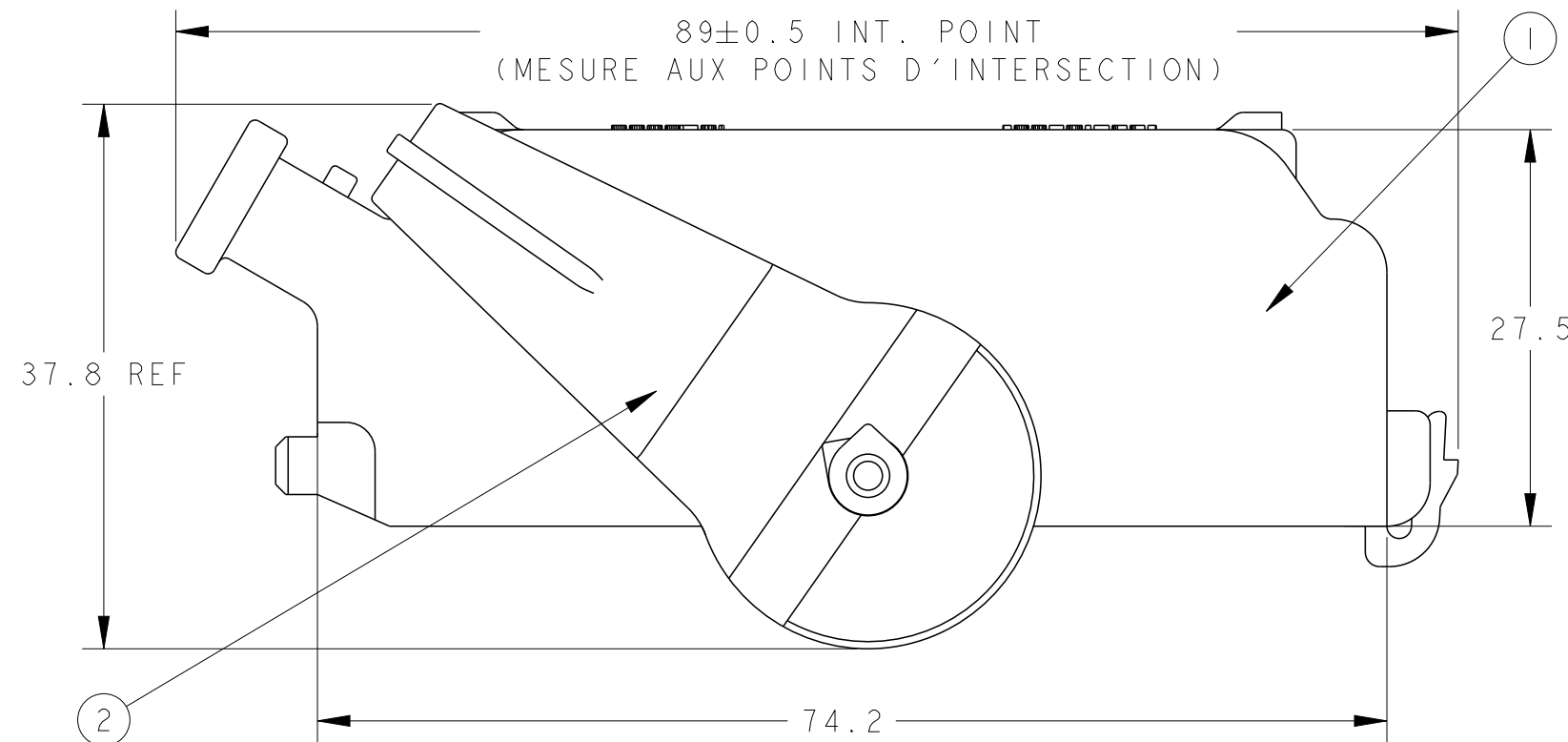
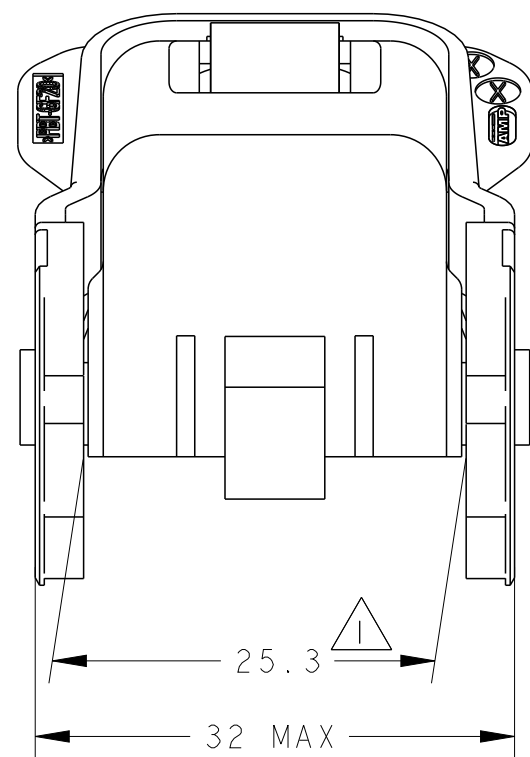
REVISIONS				
P	LTR	DESCRIPTION	DATE	APVD
E		CLARIFICATION OF DIMENSIONING	07OCT2008	DB JJR
F		TE LOGO ADMISSIBLE	08JAN2010	DB JJR
G		ADD 1379209-5 FOR CHINESE MARKET ONLY	22OCT2014	DB JPP

ECHELLE 1:1



1379209-1  
COVER WITH LEVER ON WIRE OUTPUT SIDE  
(CAPOT AVEC LEVIER COTE SORTIE CABLAGE)

1379209-2 / 1379209-5  
COVER WITH LEVER ON OPPOSED WIRE OUTPUT SIDE  
(CAPOT AVEC LEVIER COTE OPPOSE SORTIE CABLAGE)



△ NIPPING ALLOWED : 1mm  
(PINCEMENT ADMISSIBLE : 1mm)

TO BE USED WITH RECEPTACLE HOUSING PN 1379208-X  
(A UTILISER AVEC PORTE-CLIPS REF. 1379208-X)

QTY	COLOR	MATERIAL	DESIGNATION	ITEM
1	YELLOW	PBT GF 20%	LEVER	2
1	BLACK	PBT GF 20%	COVER	1

1379209-X		
-5	-2	-1

FOR CHINESE MARKET ONLY

THIS DRAWING IS A CONTROLLED DOCUMENT.		DWN 04SEP2000	TE Connectivity		
DIMENSIONS: mm		CHK 04SEP2000			
TOLERANCES UNLESS OTHERWISE SPECIFIED:		APVD 04SEP2000	NAME 26 WAY COVER		
0 PLC ±		PRODUCT SPEC	-		
1 PLC ±		APPLICATION SPEC	-		
2 PLC ±0.2		WEIGHT	18,4 grs	SIZE A2	RESTRICTED TO
3 PLC ±		Customer Drawing	SCALE 2:1	SHEET 1 OF 1	REV G
4 PLC ±					
ANGLES ±5°					
FINISH					