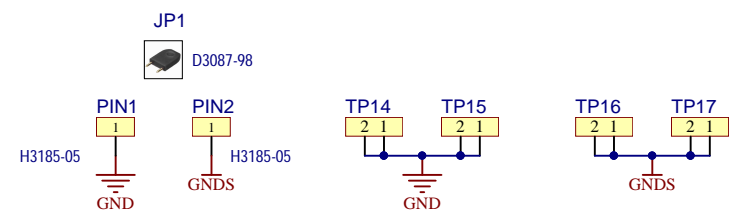
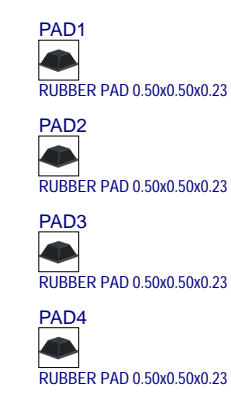
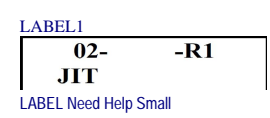


JP1 is a link between PIN1 and PIN2



TB = Terminal Block
 TP = Test Point
 J = Jumper



Drawn By: Stroe Octavian	
Engineer: Leonard Lazar	
PartNumber: DT100118	Project Title: MCP1012 1W Demo Board
Sheet Title	Variant: Variant of MCP1012 Evaluation Board
Size C	Sch #03-11027 Date: 8/21/2019 3:42:32 PM
Revision: 1	Sheet * of *
File: MCP1012 1W Demo Board.SchDoc	

Altium
Designed with Altium.com