

LUXslim Reach

Constant Voltage LED Tape




TABLE OF CONTENTS

Features	2
General specifications	2
Optical specifications	3
Electrical characteristics	5
Absolute maximum ratings	6
Derating	6
Mechanical characteristics	8
Accessories and design resources	9
Color binning information	10
Ordering information	11
About LUXTECH	12

Project ||


Type ||

Quantity ||

LUXslim Reach

Constant Voltage LED Tape

LUXTECH LUXslim Reach provides superior brightness consistency over long linear runs. Available in 550 and 1100 lumens/foot, LUXslim Reach can extend up to 20'. This high-performance, specification grade LED tape is cuttable in convenient 1.5" increments.



FEATURES

- » 5-Year Warranty
- » Rugged Polyimide Substrate
- » Flexible LED Strip
- » Cuttable Every 1.5"
- » Low Profile 0.39" (10mm) Width
- » LM-80 Tested LEDs by Samsung
- » 99% Brightness Consistency Across the Entire Run
- » 3-Step MacAdam Binning
- » Specification-Grade 3M Adhesive Backing
- » Tape application on bare aluminum recommended

GENERAL SPECIFICATIONS

- » Forward Voltage: 24V, +/- 2V
- » Run Lengths Up to 20' at 550 Lumens/Foot
- » Run Lengths Up to 10' at 1100 Lumens/Foot
- » LED Pitch: 0.375"
- » Minimum Bend Radius: 0.50"
- » L70 > 60,000 Hrs for Ts = 55°C, 40mA Per Section
- » L70 = 49,000 Hrs for Ts = 85°C, 40mA Per Section
- » 1+1 oz Copper
- » Nominal Efficacy, 550 lm/ft: 145 lm/W (80 CRI)
- » Nominal Efficacy, 1100 lm/ft: 120 lm/W (90 CRI)
- » Color Rendering Index: >80, 90
- » Beam Angle: 120°
- » Reel Length: 16.4' (5m)

Project ||

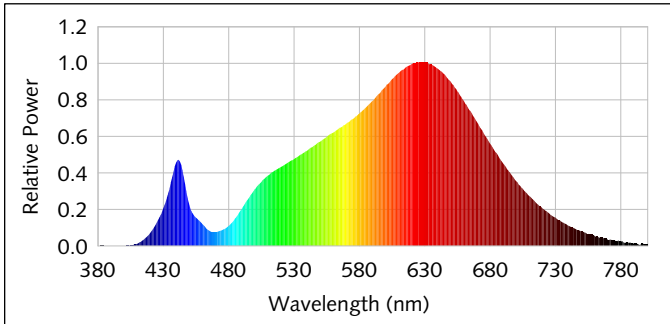
Type ||

Quantity ||

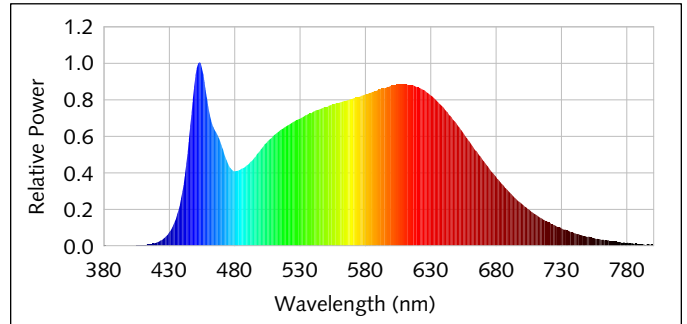
OPTICAL SPECIFICATIONS

SPECTRAL POWER DISTRIBUTION, WHITE

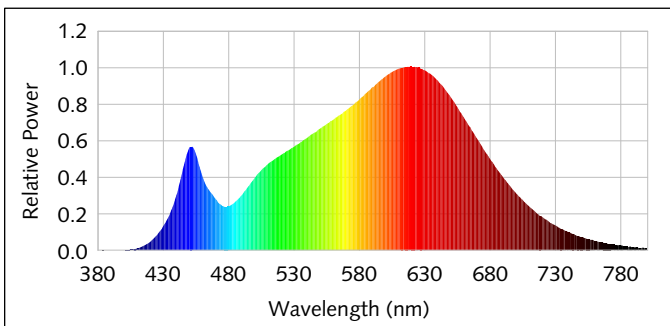
2700K 3-STEP



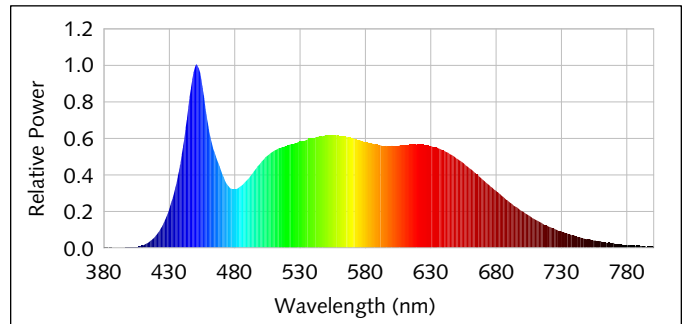
4000K 3-STEP



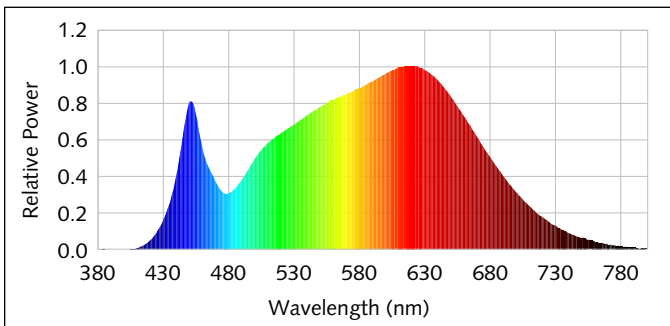
3000K 3-STEP



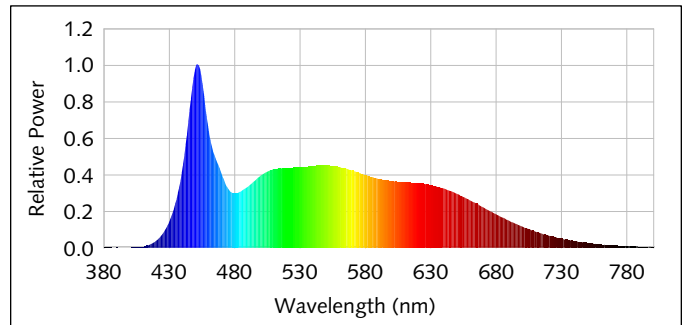
5000K 3-STEP



3500K 3-STEP



6500K 3-STEP



Project ||

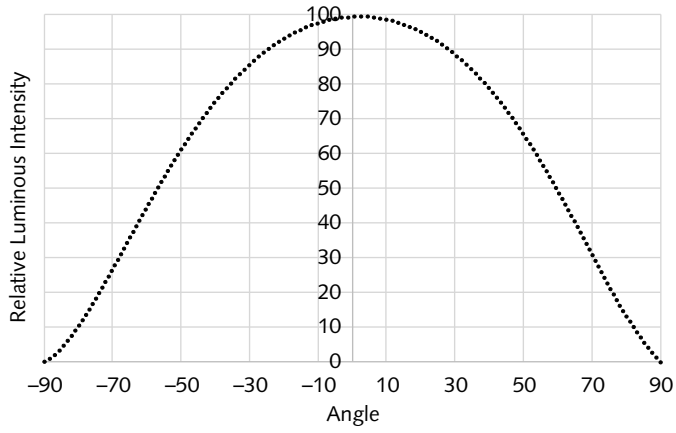
Type ||

Quantity ||

OPTICAL SPECIFICATIONS

BEAM ANGLE

WHITE



Project ||

Type ||

Quantity ||

ELECTRICAL CHARACTERISTICS

TYPICAL ELECTRICAL CHARACTERISTICS

550 lm/ft, 30K 80CRI

Current (mA/ft)	160
Voltage (V)	24
Power (W/ft)	3.84
Nominal Flux (lm/ft)	550

1100 lm/ft, 30K 90CRI

Current (mA/ft)	400
Voltage (V)	24
Power (W/ft)	9.6
Nominal Flux (lm/ft)	1100

Project ||

Type ||

Quantity ||

ABSOLUTE MAXIMUM RATINGS

550 lm/ft	
Current (mA/ft)	180
Voltage (V)	26
Flux (lm/ft)	620
Temperature (°C)	85

1100 lm/ft	
Current (mA/ft)	440
Voltage (V)	26
Flux (lm/ft)	1300
Temperature (°C)	85

COMPONENTS	
Max Recommended Run Length, 550 lm/ft (ft)	20
Max Recommended Run Length, 1100 lm/ft (ft)	10

Project ||

Type ||

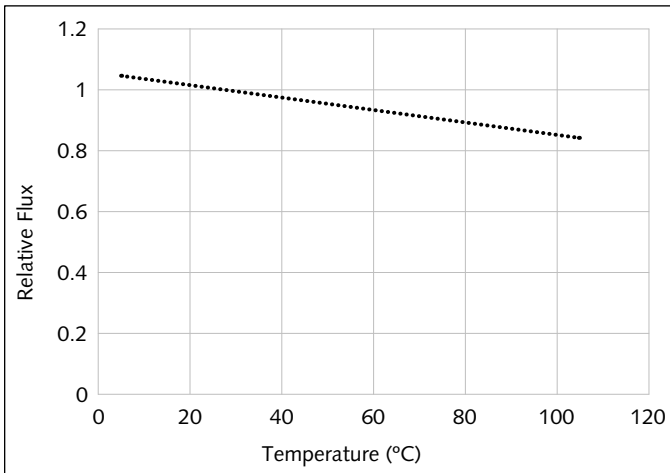
Quantity ||

DERATING

COLOR TEMPERATURE	LIGHT OUTPUT
2700K	96%
3000K	100%
3500K	102%
4000K	105%
5000K	107%
6500K	105%

FLUX VS. TEMPERATURE

WHITE



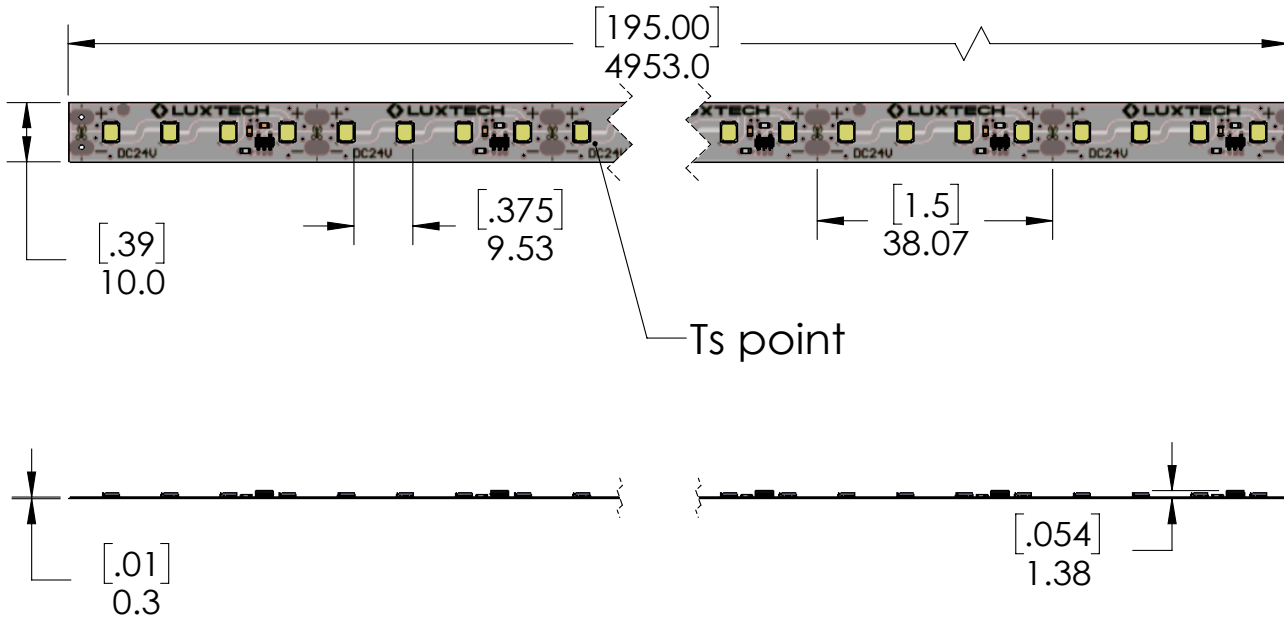
Project ||

Type ||

Quantity ||

MECHANICAL CHARACTERISTICS

TECHNICAL DRAWING



Units: [Inches] mm

PRODUCT DIMENSIONS

PARAMETER	VALUE (IN)
Reel Length	196.0
Width	0.39
Thickness	0.12
Solder Joint Length	0.078 +/- 0.010

Project ||

Type ||

Quantity ||

ACCESSORIES AND DESIGN RESOURCES

DRIVER SELECTION

Works with any 24V Constant Voltage Driver. Ensure the driver is rated for the power consumption of your desired run length and output level.

BRAND	MODEL	WATTAGE (W)	OUTPUT VOLTAGE (V)	DIMMING
Magnitude	CVD96R24DC	96	24	0-10V

Design resources: CAD files available at LUXTECH.com

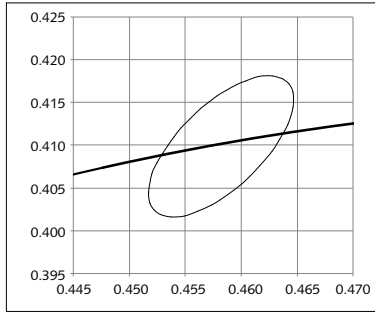
Project ||

Type ||

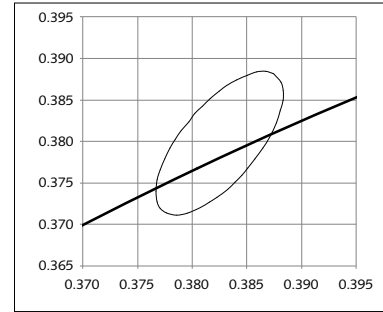
Quantity ||

COLOR BINNING INFORMATION

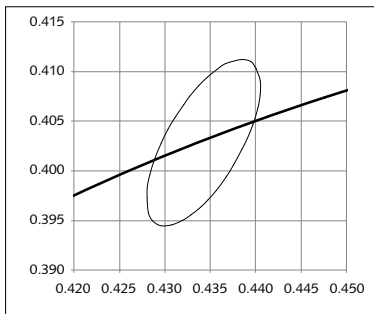
2700K 3-STEP



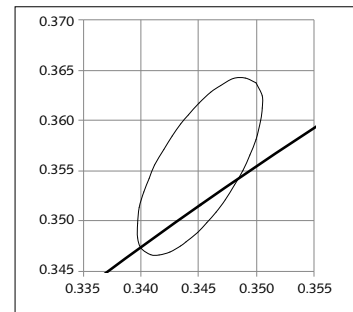
4000K 3-STEP



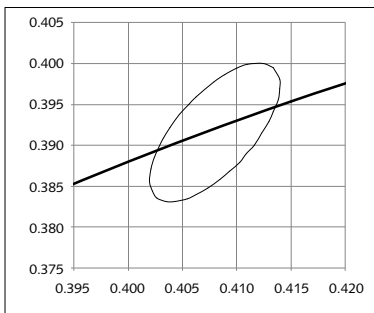
3000K 3-STEP



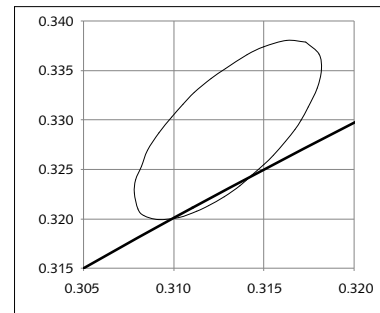
5000K 3-STEP



3500K 3-STEP



6500K 3-STEP



Project ||

Type ||

Quantity ||

ORDERING INFORMATION

PRODUCT CODES

ORDER BY THE REEL

PRODUCT	COLOR TEMP	CRI	LUMENS/FT	REEL LENGTH (METERS)
LUXSLIM-RE-15	27K	80	550	5
	30K	90	1100	25
	35K			
	40K			
	50K			

*Normally stocked

EXAMPLE: LUXSLIM-RE-15-XXK-YY-ZZZ-5

FORMELY FX-RE-15-XXK-YY-ZZZ-5

SUGGESTED CONNECTORS

PRODUCT	MANUFACTURER	DESCRIPTION
OL11-SL10XB-2W	Onlumi	10mm Narrow Wire-to-Board Connector with Multicolored Wire
OL11-SL10XB-2	Onlumi	10mm Narrow Wire-to-Board Connector, No Wire
OL11-SL10BB-2W	Onlumi	10mm Narrow Board-to-Board Connector with Multicolored Wire
OL11-SL10BB-2	Onlumi	10mm Narrow Board-to-Board Connector, No Wire
OL11-SEN10XB-2W	Onlumi	10mm Clear Hippo Wire-to-Board Connector with Multicolored Wire
OL11-SEN10XB-2	Onlumi	10mm Clear Hippo Wire-to-Board Connector, No Wire
OL11-SEN10BB-2W	Onlumi	10mm Clear Hippo Board-to-Board Connector with Multicolored Wire
OL11-SEN10BB-2	Onlumi	10mm Clear Hippo Board-to-Board Connector, No Wire



Architectural-Grade LED Modules

ABOUT LUXTECH

LUXTECH is an LED component design and manufacturing company specializing in high quality LED modules and architectural grade lighting solutions. LUXTECH is a catalyst for health and well-being through human centric lighting systems. Our inventive custom engineering for natural lighting is advancing emotional wellness and productivity with the potential for global social impact. LUXTECH is located in Philadelphia's Old City neighborhood.

325 Chestnut St. Suite 1212
Philadelphia, PA 19106

sales@luxtech.com
luxtech.com

215-494-3333