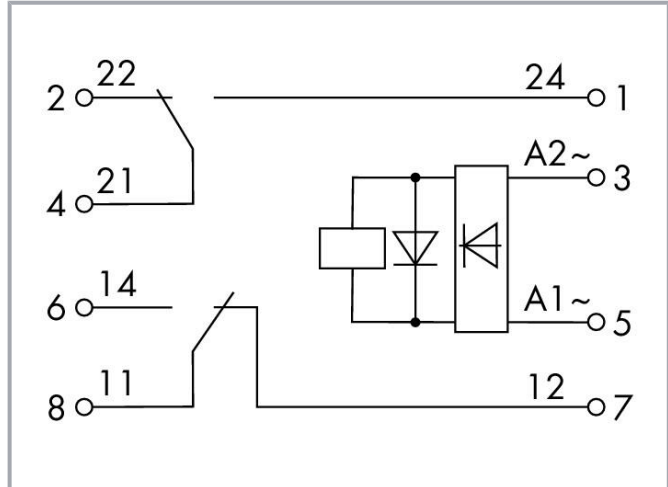



Data sheet | Item number: 2042-3849

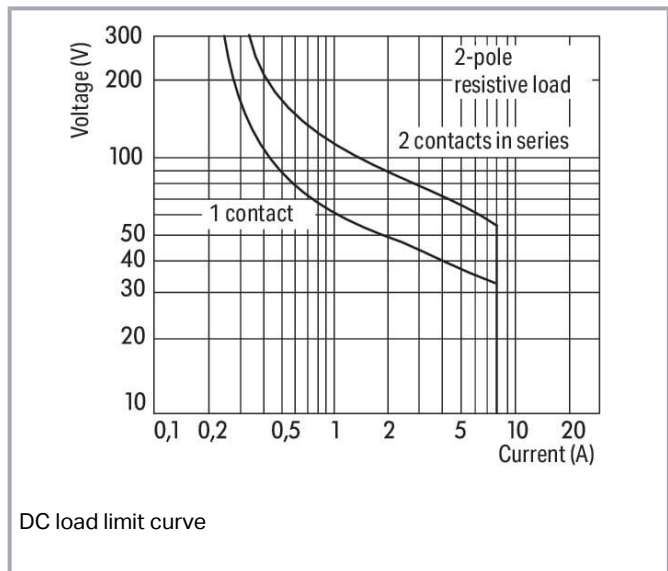
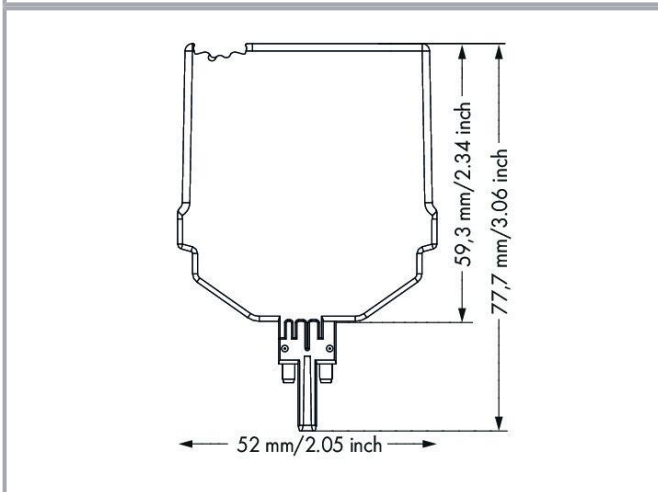
Relay module; Nominal input voltage: 24 ... 230 V AC/DC; 2 changeover contacts; Limiting continuous current: 5 A; Green status indicator; Module width: 20 mm



[www.wago.com/2042-3849](http://www.wago.com/2042-3849)



Similar to picture



DC load limit curve

Subject to changes. Please also observe the further product documentation!

WAGO GmbH & Co. KG  
Hansastr. 27  
32423 Minden  
Phone: +49571 887-0 | Fax: +49571 887-169  
Email: [info.de@wago.com](mailto:info.de@wago.com) | Web: [www.wago.com](http://www.wago.com)

Do you have any questions about our products?  
We are always happy to take your call at +49 (571) 887-44222.



## Data

### Technical data

#### Control Circuit

Nominal input voltage $U_N$	AC/DC 24 ... 230 V
Input voltage range	$\pm 10 \%$
Nominal input current at $U_N$	3 mA (230 V); 49.1 mA (24 V)

#### Load circuit

Number of changeover/switchover contacts	2
Contact material (relay)	AgNi
Limiting continuous current	5 A
Inrush current (resistive) max.	(AC) 15 A / 4 s
Switching voltage (max.)	AC 250 V
Switching power (resistive) max.	AC 1250 VA; DC (see load limit curve)
Recommended minimum load	12 V / 10 mA
Pull-in time (typ.)	8 ms
Drop-out time (typ.)	6 ms
Bounce time (typ.)	4 ms
Electrical life (NO; resistive load; 23 °C)	100 x 10 <sup>3</sup> switching operations
Mechanical life	10 x 10 <sup>6</sup> switching operations

#### Signaling

Status indicator	Green LED
------------------	-----------

#### Safety and protection

Rated voltage	250 V
Pollution degree	2
Dielectric strength (control/load circuit) (AC, 1 min)	3 kVrms
Dielectric strength (open contact) (AC, 1 min)	1 kVrms
Dielectric strength (channel/channel) (AC, 1 min)	1.5 kVrms
Protection type	IP20

Subject to changes. Please also observe the further product documentation!



## Physical data

Width	20.7 mm / 0.815 inches
Height	77.7 mm / 3.059 inches
Height from the surface	59.3 mm / 2.335 inches
Depth	52 mm / 2.047 inches

## Mechanical data

Mounting type	Pluggable module for TOPJOB® S carrier terminal block
---------------	---

## Material Data

Flammability class per UL94	V0
Fire load	0.894 MJ
Weight	51.1 g

## Environmental requirements

Ambient temperature (operation at $U_N$ )	-40 ... +70 °C
Ambient temperature (storage)	-40 ... +85 °C
Processing temperature	-25 ... +50 °C
Operating altitude (max.)	2000 m

## Standards and specifications

Standards/specifications	EN 61010-2-201 EN 61373 EN 50121-3-2
--------------------------	--

## Commercial data

eCl@ss 10.0	27-14-11-49
eCl@ss 9.0	27-14-11-49
ETIM 8.0	EC002018
ETIM 7.0	EC002018
PU (SPU)	4 pcs
Packaging type	box
Country of origin	DE
GTIN	4055143651929

Subject to changes. Please also observe the further product documentation!

WAGO GmbH & Co. KG  
Hansastr. 27  
32423 Minden  
Phone: +49571 887-0 | Fax: +49571 887-169  
Email: [info.de@wago.com](mailto:info.de@wago.com) | Web: [www.wago.com](http://www.wago.com)

Do you have any questions about our products?  
We are always happy to take your call at +49 (571) 887-44222.



Customs tariff number	85364900990
-----------------------	-------------

## Environmental Product Compliance

CAS-No.	7439-92-1 79-94-7 80-05-7
REACH Candidate List Substance	2,2',6,6'-tetrabromo-4,4'-isopropylidenediphenol 4,4'-isopropylidenediphenol Lead
RoHS Compliance Status	Compliant,With Exemption
RoHS Exemption	7(a) 7(c)-I 7(c)-II
SCIP notification number (Austria)	899f3280-a5cd-48fa-bdd1-2df1c2cffc01
SCIP notification number (Belgium)	9d8990e3-9879-46e9-99da-30162488aefd
SCIP notification number (Bulgaria)	13df58db-4dbf-460b-9c91-ed2236fd3db4
SCIP notification number (Czech Republic)	c5af98d1-dfa5-4f50-a12c-aaf6b8ce0532
SCIP notification number (Denmark)	c2941eb9-a7bd-4ffd-96e6-d7827b9448c9
SCIP notification number (Finland)	cc94fde2-980c-4981-90a3-232fc497540a
SCIP notification number (France)	135635e5-9391-4546-b1cd-00c5a86fd9c4
SCIP notification number (Germany)	59544957-6e77-439b-9854-d5f1d50ccc64
SCIP notification number (Hungary)	0f58ef4d-1ed7-4312-b934-c903e9f358d2
SCIP notification number (Italy)	3e1774ea-f99a-419a-aad2-638644c5fd1e
SCIP notification number (Netherlands)	cf02b399-2d9c-4372-9c45-dfff3ca23afc
SCIP notification number (Poland)	aecf8c52-af9f-4088-91f2-95894aa48ea9
SCIP notification number (Romania)	d5206f9c-51db-4ed2-b8dd-c542f3c44bd6
SCIP notification number (Sweden)	4d90482f-cf0d-4577-ab34-7e7f28c86559

## Approvals / Certificates

### General approvals

Logo	Approval	Additional Approval Text	Certificate name
	EAC Brjansker Zertifizierungsstelle	TP TC 020/2011	EAC_Certificate_RU_C-DE.AM02.B.00115_19
	EAC Brjansker Zertifizierungsstelle	TP TC 004/2011	EAC RU C-DE.AM02.B.00122/19
UL		UL 61010-1	E175199

Subject to changes. Please also observe the further product documentation!



Underwriters Laboratories Inc. (ORDINARY LOCATIONS)

## Optional accessories

### Terminal blocks

Carrier terminal block for modules and plugs



**Item no.: 2002-1961**

2-conductor carrier terminal block; with additional jumper position; for DIN-rail 35 x 15 and 35 x 7.5; 2.5 mm<sup>2</sup>; Push-in CAGE CLAMP®; 2,50 mm<sup>2</sup>; gray [www.wago.com/2002-1961](http://www.wago.com/2002-1961)



**Item no.: 2002-1761**

3-conductor carrier terminal block; for DIN-rail 35 x 15 and 35 x 7.5; 2.5 mm<sup>2</sup>; Push-in CAGE CLAMP®; 2,50 mm<sup>2</sup>; gray [www.wago.com/2002-1761](http://www.wago.com/2002-1761)



**Item no.: 2002-1861**

4-conductor carrier terminal block; for DIN-rail 35 x 15 and 35 x 7.5; 2.5 mm<sup>2</sup>; Push-in CAGE CLAMP®; 2,50 mm<sup>2</sup>; gray [www.wago.com/2002-1861](http://www.wago.com/2002-1861)

### Marking accessories

Marking strip



**Item no.: 2009-110**

Marking strips; for Smart Printer; on reel; not stretchable; plain; snap-on type; white

[www.wago.com/2009-110](http://www.wago.com/2009-110)

Marker



**Item no.: 2009-115**

WMB-Inline; for Smart Printer; 1500 pieces on roll; stretchable 5 - 5.2 mm; plain; snap-on type; white

[www.wago.com/2009-115](http://www.wago.com/2009-115)



**Item no.: 793-501**

WMB marking card; as card; not stretchable; plain; snap-on type; white

[www.wago.com/793-501](http://www.wago.com/793-501)



**Item no.: 793-5501**

WMB marking card; as card; for terminal block width 5 - 17.5 mm; stretchable 5 - 5.2 mm; plain; snap-on type; white [www.wago.com/793-5501](http://www.wago.com/793-5501)

### End plate

End plate



**Item no.: 2002-1892**

End and intermediate plate; 1 mm thick; orange

[www.wago.com/2002-1892](http://www.wago.com/2002-1892)



**Item no.: 2002-1891**

End and intermediate plate; 1 mm thick; gray

[www.wago.com/2002-1891](http://www.wago.com/2002-1891)



**Item no.: 2002-1991**

End and intermediate plate; 1 mm thick; gray

[www.wago.com/2002-1991](http://www.wago.com/2002-1991)

Subject to changes. Please also observe the further product documentation!

WAGO GmbH & Co. KG

Hansastr. 27

32423 Minden




Phone: +49571 887-0 | Fax: +49571 887-169

Email: [info.de@wago.com](mailto:info.de@wago.com) | Web: [www.wago.com](http://www.wago.com)

Do you have any questions about our products?

We are always happy to take your call at +49 (571) 887-44222.



	<b>Item no.: 2002-1992</b> End and intermediate plate; 1 mm thick; orange	<a href="http://www.wago.com/2002-1992">www.wago.com/2002-1992</a>
	<b>Item no.: 2002-1691</b> End and intermediate plate; 1 mm thick; gray	<a href="http://www.wago.com/2002-1691">www.wago.com/2002-1691</a>
	<b>Item no.: 2002-1692</b> End and intermediate plate; 1 mm thick; orange	<a href="http://www.wago.com/2002-1692">www.wago.com/2002-1692</a>
	<b>Item no.: 2002-1791</b> End and intermediate plate; 1 mm thick; gray	<a href="http://www.wago.com/2002-1791">www.wago.com/2002-1791</a>
	<b>Item no.: 2002-1792</b> End and intermediate plate; 1 mm thick; orange	<a href="http://www.wago.com/2002-1792">www.wago.com/2002-1792</a>

## Downloads Documentation

### Bid Text

2042-3849 docx - Datei	2019 Feb 20	docx 17.3 kB	Download
2042-3849 X81 - Datei	2019 Feb 19	xml 3.9 kB	Download

### Instruction Leaflet

Pluggable Relay Module / Pluggable Solid-State Relay Module	V 1.1.0	pdf 2.0 MB	Download
---	---------	---------------	----------

### Additional Information

Disposal and Recycling Electrical and electronic equipment, Batteries, Packaging	V 1.1.0 2022 Aug 18	pdf 2.2 MB	Download
---	------------------------	---------------	----------

## CAD/CAE-Data

### CAD data

2D/3D Models 2042-3849	URL	Download
------------------------	-----	----------

### CAE data

ZUKEN Portal 2042-3849	URL	Download
------------------------	-----	----------

Subject to changes. Please also observe the further product documentation!



## Environmental Product Compliance

### Compliance Search

Environmental Product Compliance 2042-3849

URL

Download

Relay module; Nominal input voltage: 24 ... 230 V AC/DC; 2 changeover contacts;

Limiting continuous current: 5 A; Green status indicator; Module width: 20 mm

---

## Installation Notes

Subject to changes. Please also observe the further product documentation!

---

WAGO GmbH & Co. KG

Hansastr. 27

32423 Minden

Phone: +49571 887-0 | Fax: +49571 887-169

Email: [info.de@wago.com](mailto:info.de@wago.com) | Web: [www.wago.com](http://www.wago.com)

Do you have any questions about our products?

We are always happy to take your call at +49 (571) 887-44222.