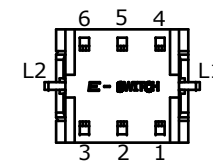
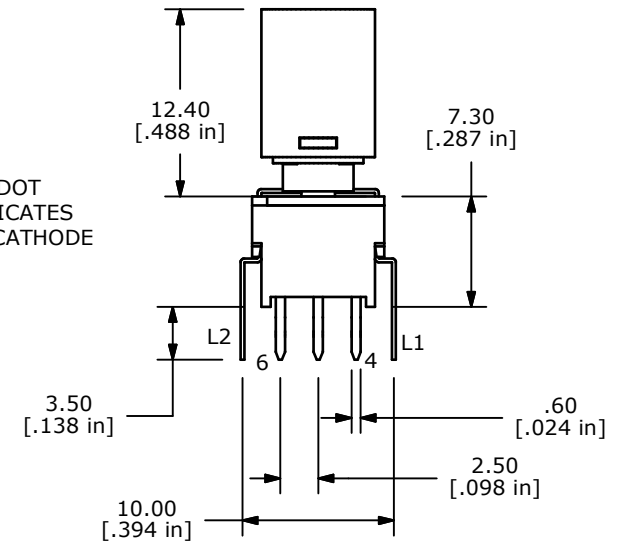
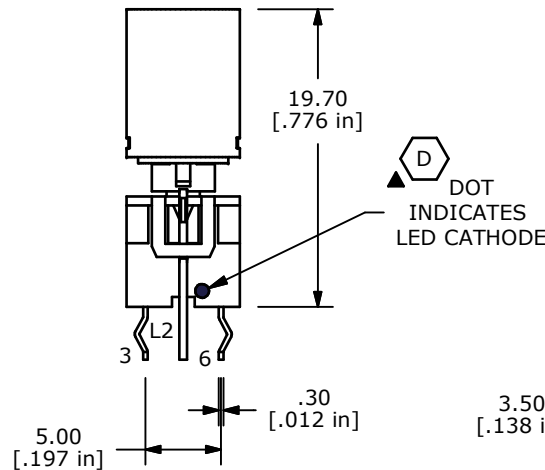


- NOTES:**
1. ALL DIMENSIONS IN MM [INCH]
 2. GENERAL TOLERANCE: X.X=±0.4
X.XX=±0.25
 3. TERMINAL NUMBERS FOR REF ONLY
 4. RATING: CURRENT: 100mA
VOLTAGE: 30 VDC
 5. OPERATING LIFE: 50,000 MAKE-AND-BREAK CYCLES
 6. INSULATION RESISTANCE: 500VDC, 100M OHM. MIN.
 7. OPERATING FORCE: 250gf ± 100 GRAMS
 8. OPERATING TEMP.: -20°C to 70°C
 - ▲ 9. TRAVEL: MOMENTARY
1.50 ± 0.3mm FULL TRAVEL
 10. CONTACT RESISTANCE: 50 m OHM. MAX.
 11. ▲ DENOTES CRITICAL PARAMETER.
 12. 2002/95/EC (ROHS) COMPLIANT
 - ▲ 13. LED COLOR: YELLOW



LED SPECS	UNITS	YELLOW
FORWARD CURRENT	mA	20
FORWARD VOLTAGE @20mA	V	1.7-2.4
LUMINOUS INTENSITY @ 10mA	MCD	350

REV	PCR NO	DESCRIPTION	DATE	BY
D	20994	REMOVE "WHITE" FROM LED DOT NOTE	1/30/13	EBP
C	19602	DRAWING UPDATE	1/19/11	BGL
B	18414	PCB LAYOUT SECTION FIXED	2/19/09	BLR
A	18354	RELEASE FOR PRODUCTION	12/18/08	BLR



TITLE LP40A1PBCTY				
SCALE 2:1	DATE 2/19/2009	DR BLR	DWG B240024	REV D

THE INFORMATION CONTAINED IN THIS DOCUMENT IS PROPRIETARY TO E-SWITCH AND IS NOT TO BE COPIED OR TRANSFERRED