

Feed-through terminal, Screw connection, Mounting type: Mounting rail TS 35/7.5 and TS 32, Rated cross-section: 4 mm², Width: 6 mm, Colour: White

RAL: 9010

Business data

Article number	1001.7
Article name	RK 2,5-4 WH
GTIN (EAN)	4044211000387
Packaging unit	100
Quantity unit	PC
Weight per piece (not including packaging)	9.8 g
Weight per piece (including packaging)	10.42 g
Unit of weight	G
Customs number	85369010
Country of origin	CZ
Prio-Article	1001.2
Product description	Feed-through terminal

Data sheet

1001.7 RK 2,5-4 WH

Technical data

Dimensions

Length	48 mm
Width	6 mm
Height TS 35/7.5	47 mm
Height TS 32	51.5 mm

Ratings

Rated voltage	800 V
Rated current	32 A
Rated cross-section	4 mm ²
Rated impulse voltage	8 kV
Overvoltage category	III
Contamination degree	3
Maximum power dissipation for nominal condition	1.02 W

Connection data

Connection principle	Screw connection
Connection position	Lateral
Connections	2
Number of terminals per level	2
Number of levels	1
Wire cross-section single-core (rigid) / stranded, min.	0.2 mm ²
Wire cross-section single core (rigid)/stranded, max.	6 mm ²
Wire cross-section stranded, min.	0.2 mm ²
Wire cross-section stranded, max.	6 mm ²
Wire cross-section stranded with wire-end ferrules, min.	0.2 mm ²
Wire cross-section stranded with wire-end ferrules, max.	4 mm ²
Wire cross-section AWG, min.	22
Wire cross-section AWG, max.	11
Stripping length	12 mm
Screw head	Slotted
Screw threading	M 3
Tightening torque, min.	0.5 Nm
Tightening torque, max.	1 Nm

Data sheet

1001.7 RK 2,5-4 WH

Technical data

Materials

Insulation housing	Polyamide 6.6, Polyamide 6.6
Flammability class UL 94	V-2
Working temperature, min.	-40 °C
Working temperature, max.	105 °C

Further technical data

Mounting type	Mounting rail TS 35/7.5 and TS 32
Gauge plug acc. to EN 60 947-1	A4
Number of cross-connection channels	1
End plate required	✓
Number of test pick-off options	1

Environmental Product Compliance

REACH Conform	yes
REACH Reference date	2022-01-17
REACH Candidate Substance Note	No
RoHS Conform	yes

Approvals

German Lloyd approval

DNV GL Certificate number	TAE000014T
DNV GL Location Classes	Temperature: B, Humidity: B, Vibration: A
DNV GL approval granted	1
DNV GL rated cross-section	4 mm ²
DNV GL rated current	34 A
DNV GL rated voltage	750 V
DNV GL test standard	IEC 60947-7-1:2002
GL approval	IEC 60947-7-1:2002
GL approval granted	yes
GL rated voltage	750 V
GL rated current	34 A
GL rated cross-section	4 mm ²
GL environmental category	C

UL Recognized

UL File Number	E95701
UL approval	UL 1059
UL Usegroup C: rated voltage	600 V
UL Usegroup C: rated current	30 A
UL wire cross-section single-core (rigid) AWG, min.	22
UL wire cross-section single-core (rigid) AWG, max.	10
UL wire cross-section stranded AWG, min.	22
UL wire cross-section stranded AWG, max.	10
UL torque	7.3 Lb In
UL wire material	Cu
UL factory wiring	1
UL field wiring	1
UL Recognized	1

Standards and regulations

EAC approval	TR ZU 004/2011
EAC approval granted	yes

Approvals

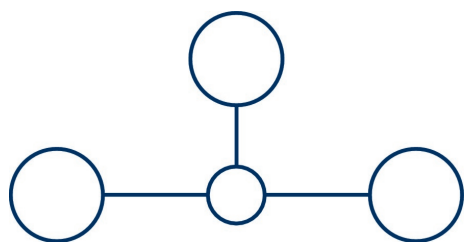
CSA approval

CSA approval	C22.2 No 158
CSA approval granted	yes
CSA Usegroup C: rated voltage	600 V
CSA Usegroup C: rated current	40 A
CSA wire cross-section AWG, min.	22
CSA wire cross-section AWG, max.	10
CSA stripping length	12 mm
CSA torque, max.	1 Nm
CSA torque, min.	0.5 Nm
CSA File Number	042110_0_000

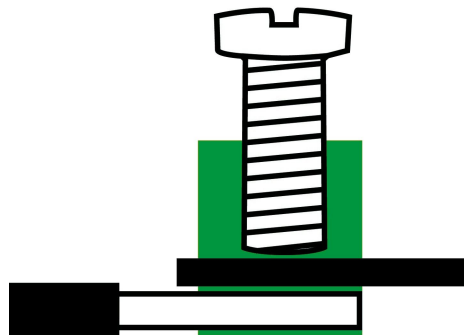
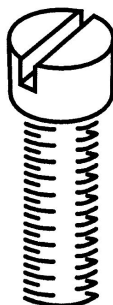
KEMA KEUR approval

KEMA KEUR approval	EN 60947-7-1:2009
KEMA KEUR approval granted	yes
KEMA rated voltage	800 V
KEMA rated current	32 A
KEMA rated impulse voltage	6 kV
KEMA wire cross-section single core (rigid), min.	0.2 mm ²
KEMA wire cross-section single-core (rigid), max.	4 mm ²
KEMA wire cross-section stranded, min.	0.2 mm ²
KEMA wire cross-section stranded, max.	4 mm ²
KEMA torque, min.	0.5 Nm
KEMA torque, max.	1 Nm

Media



M3



EAC

Accessories

Cover



Cover, Length: 24 mm, Width: 24 mm, Colour: Yellow

Article number	Article name	GTIN (EAN)	Packaging unit
<u>2494.0</u>	AD 4/24/B/E YE	4044211052959	50 ST



Cover, Length: 24 mm, Width: 24 mm, Colour: Yellow

Article number	Article name	GTIN (EAN)	Packaging unit
<u>2011.0</u>	AD 4/24/B YE	4044211048143	50 ST



Cover, Length: 24 mm, Width: 20 mm, Colour: Yellow

Article number	Article name	GTIN (EAN)	Packaging unit
<u>2493.0</u>	AD 4/24/B/E YE	4044211052942	50 ST



Cover, Length: 26.5 mm, Width: 6 mm, Colour: Yellow

Article number	Article name	GTIN (EAN)	Packaging unit
<u>2953.0</u>	AD 1/6/B YE	4044211056810	50 ST



Cover, Length: 26.5 mm, Width: 6 mm, Colour: White

Article number	Article name	GTIN (EAN)	Packaging unit
<u>2965.0</u>	AD 1/6 WH	4044211056940	50 ST



Cover, Length: 24 mm, Width: 20 mm, Colour: Yellow

Article number	Article name	GTIN (EAN)	Packaging unit
<u>2079.0</u>	AD 4/24/B YE	4044211048877	50 ST

End plate

Data sheet


1001.7 RK 2,5-4 WH



End plate, Width: 1.5 mm, Colour: Beige

Article number	Article name	GTIN (EAN)	Packaging unit
<u>2001.2</u>	AP 2,5-10 BG	4044211047979	50

End stop



End stop, Mounting type: Mounting rail TS 35/7.5, Width: 9.5 mm, Colour: Beige

Article number	Article name	GTIN (EAN)	Packaging unit
<u>2828.0</u>	ES 35/K/ST BG	4044211055547	50




End stop, Mounting type: Mounting rail TS 35/7.5, Width: 7.5 mm, Colour: Beige

Article number	Article name	GTIN (EAN)	Packaging unit
<u>2005.2</u>	ES 35 BG	4044211048082	50

Cross-connector

Quick marking



Terminal marker / Pocket Maxicard, Length: 5 mm, Width: 6 mm, Colour: White

Article number	Article name	GTIN (EAN)	Packaging unit
<u>4702.7</u>	PMC SB 6/50 WH	4044211089986	500 ST

Insulation plate



Insulation plate, Colour: Beige

Article number	Article name	GTIN (EAN)	Packaging unit
<u>2003.2</u>	TRS 1 BG	4044211048068	100

Screwdriver

Test adapters
