

IMPACTA

SELF-COMPENSATING INDUSTRIAL SHOCK ABSORBER

Bulletin S-81
12/3/2015

INSTRUCTION SHEET

(For Type 7000 Impacta Industrial Shock Absorber Models)

Congratulations, you are in possession of an Impacta Shock Absorber, the hydraulic shock that has set the industry standard for precision stopping action. Please take a few moments to read the following instructions before using your Impacta. The Impacta is miniaturized to facilitate being installed in small spaces. It can handle loads rated beyond it's rated capacity. All Impacta models are self-compensating, leak resistant and built to operate for millions of trouble free cycles. But like all precision devices, it *can* be damaged by incorrect handling or installation, despite its durability. For this reason, please take careful note of all information in this instruction sheet. Following our recommendations and precautions, will insure you obtain a full service life.

- Always provide adequate guards and whatever precautions are necessary to protect personnel and equipment at all times. Do not use this unit where a malfunction could result in human injury.
- Impacta shock absorber may under no circumstances be welded, painted or provided with clamps. The product must be protected against contamination, fluids and air pressure. No external lubrication is required.
- Plunger should be kept free of dirt, oil, cutting fluid, etc.
- Impacta should be installed in a matching, threaded mount and secured with Jam Nuts.
- Impacta must be aligned accurately with direction of load movement.
- Operating temperature should be held below 150°F.
To prevent seal deterioration, provide air circulation around Impacta.
- Attached bumper accessories must not be removed from designated units. Operating these units without the provided bumper will damage the unit and void the warranty.


- SEE REVERSE SIDE FOR MORE -

DESCHNER CORPORATION

3211 West Harvard Street, Santa Ana, California 92704

(714) 557-1261 Toll Free (800) 457-6666 Fax (714) 557-4762

Email: info@deschner.com Web: www.deschner.com



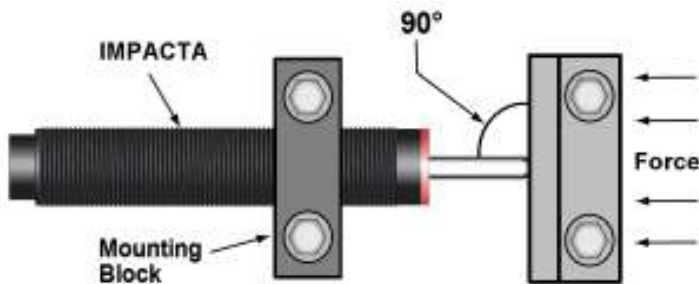
OPERATION

Impacta Shocks are Self-Compensating. No adjustments or maintenance is necessary during its multi-million cycle service life. To get the most performance possible, use the following mounting guidelines.

All Impacta Shock Absorbers are designed with a common size threaded body for easy mounting. See our website for the thread type of your particular unit.

The Impacta may be mounted into a secure mounting surface with compatible threading by simply screwing into place. You can then use compatible Jam Nuts to lock it into place. **DO NOT USE SET SCREWS** on the threaded body as this can deform the threads and make removal of the unit difficult. Set screws may be used on the smooth surfaces at the head and foot of the unit, providing they do not deform the unit housing.

The ideal configuration is to align the impacting surface to make contact so that it is perpendicular to the direction of the plunger rod, at a 90° angle. Units NOT mounting at a 90° angle can expect a shortened service life to some degree.



IMPORTANT!

DO NOT REMOVE BUMPERS FROM DESIGNATED UNITS!

DOING SO CAN CAUSE DAMAGE TO THE UNIT AND WILL VOID WARRANTY.



GUARANTEE AND LIMITATION OF LIABILITY

Every hydraulic unit is fully guaranteed against defects in workmanship or material. Within one year from the date of shipment to the original purchaser, any unit which has proven defective will be replaced without charge, F.O.B. factory. The Company is not responsible for any damage resulting from tampering, abuse, or incorrect application.

The Company's liability on any claim of any kind, including negligence, for any loss or damage arising out of, connected with, or resulting from, the design, manufacture, sale, delivery, resale, installation or installation advice, inspection, repair, operation, or use, of any equipment described herein, shall in no case exceed the price allocable to the equipment which gives rise to the claim, and shall terminate four years after the date of original shipment. The purchaser, by acceptance of any of the Company's products described herein, assumes all liability of the consequences of the use of those products.

CAUTION


See the product specification sheet for your model number for maximum energy capacity. Maximum loads include any impact force when striking the plunger head. Do not overload.

SERVICE

Remove the Impacta unit from service immediately if the plunger hesitates or fails to travel all the way out on its return stroke. Keep spare units on hand in the event of failure as production downtime can be costly. All hydraulic units eventually wear out; you can expect millions of cycles under normal rated use.

Cushioneer

KINECHEK



IMPACTA

DESCHNER CORPORATION

3211 West Harvard Street, Santa Ana, California 92704
(714) 557-1261 Toll Free (800) 457-6666 Fax (714) 557-4762
Email: info@deschner.com Web: www.deschner.com