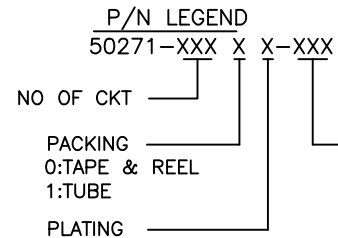
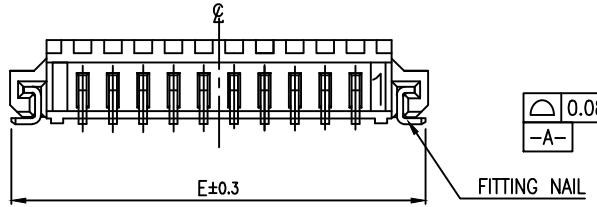
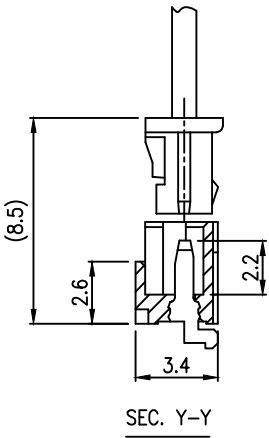
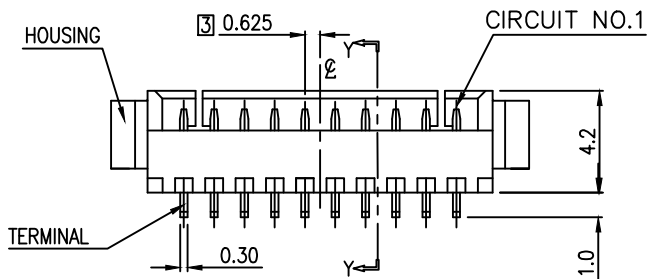
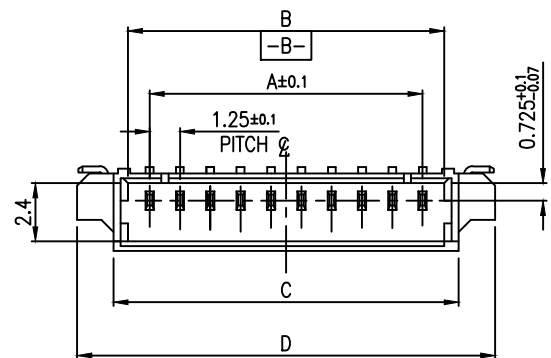




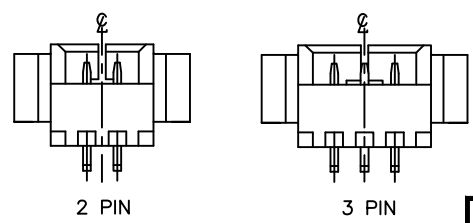
NOTE:
 1.MATERIAL:
 1.1 HOUSING: HALOGEN FREE PLASTIC,UL94V-0
 1.2 TERMINAL: COPPER ALLOY
 1.3 PLATING: COPPER ALLOY
 2.FINISH:
 2.1 TERMINAL CONTACT:
 50u" MIN NICKEL UNDERPLATING OVERALL.
 1: GOLD FLASH ON PLATED AREA
 L: 80~120u" PURE TIN ON PLATED AREA
 N: 120~150u" MATT TIN ON PLATED AREA
 C: 15u" GOLD ON CONTACT AREA
 GOLD FLASH ON SOLDER AREA
 D: 30u" GOLD ON CONTACT AREA
 GOLD FLASH ON SOLDER AREA
 T: 10u" GOLD ON CONTACT AREA
 GOLD FLASH ON SOLDER AREA
 2.2 FITTING NAIL:
 50u" MIN NICKEL UNDERPLATING OVERALL.
 1: GOLD FLASH ON PLATED AREA
 L: 120u" MIN PURE TIN ON PLATED AREA
 N: 120u" MIN MATT TIN ON PLATED AREA



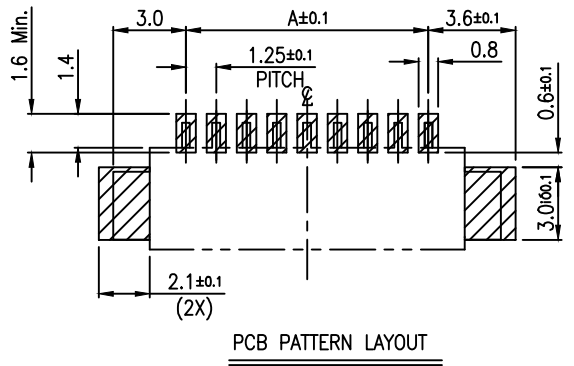
XXX	Material&Color	PACKING
.001	HF Plastic&Black	85204-xxxx-TRP
.002	HF Plastic&White	85204-xxxx-U-TRP
.003	HF Plastic&White	85204-xxxx-06-TRP
.004	HF Plastic&White	85204-xxxx-06-TRP
.J01	HF Plastic&Black	85204-xxxx-TRP
.S01	HF Plastic&Black	85204-xxxx-U-TRP
.S02	HF Plastic&Natural	85204-xxxx-U-TRP
.BS1	HF Plastic&Black	85204-xxxx-U-TRP
.BR1	HF Plastic&Black	85204-xxxx-TRP

L: LEAD FREE (PURE TIN)
 1: GOLD FLASH OVER ALL
 N: MATT TIN
 C: 15"GOLD ON CONTACT FOR LEAD FREE
 D: 30"GOLD ON CONTACT FOR LEAD FREE
 T: 10"GOLD ON CONTACT FOR LEAD FREE

CKT	Dim A	Dim B	Dim C	Dim D	Dim E
2	1.25	3.05	4.25	7.25	7.15
3	2.50	4.30	5.50	8.50	8.40
4	3.75	5.55	6.75	9.75	9.65
5	5.00	6.80	8.00	11.00	10.90
6	6.25	8.05	9.25	12.25	12.15
7	7.50	9.30	10.50	13.50	13.40
8	8.75	10.55	11.75	14.75	14.65
9	10.00	11.80	13.00	16.00	15.90
10	11.25	13.05	14.25	17.25	17.15
11	12.50	14.30	15.50	18.50	18.40
12	13.75	15.55	16.75	19.75	19.65
13	15.00	16.80	18.00	21.00	20.90
14	16.25	18.05	19.25	22.25	22.15
15	17.50	19.30	20.50	23.50	23.40



☒ LOCK CONFIGURATION



QUALITY SYMBOLS MAJOR Ⓢ CRITICAL Ⓢ	DRAWN BY Zhang,hongjun	DATE 21/05/08
GENERAL TOLERANCES (UNLESS SPECIFIED) X. ±0.5 .X ±0.25 .XX ±0.15 .XXX ±0.1 ANGLES ±2°	CHECKED BY Lu, jing quan	DATE 21/05/08
	APPROVED BY Hsieh,fu yu	DATE 21/05/08
	UNITS mm	SIZE A4
	SCALE 3 : 1	REV M
	SHEET NO. 1 OF 1	RFQ NO. N/A
		DWG NO. 50271-XXXXX-XXX

ACES ELECTRONICS

TITLE
 1.25mm R/A WTB CONN.
 SMT R/A S/R TYPE