
















Load feeder fuseless, Reversing duty 400 V AC, Size S00 0.55...0.80 A
230 V AC Spring-type terminal for 60 mm busbar systems (also fulfills type of coordination 1) Type of coordination 2, I_q = 150 kA 1 NC (contactor)

product brand name	SIRIUS
product designation	Reversing starter
design of the product	for 60 mm busbars
product type designation	3RA22
manufacturer's article number	
<ul style="list-style-type: none"> • of the supplied contactor • of the supplied circuit-breakers • of the supplied RS assembly kit • of the supplied busbar adapter • of the supplied link module 	3RT2015-2AP02 3RV2011-0HA20 8US1250-5AT10 8US1251-5DT11 3RA2911-2AA00
General technical data	
size of the circuit-breaker	S00
size of load feeder	S00
insulation voltage with degree of pollution 3 at AC rated value	690 V
surge voltage resistance rated value	6 kV
degree of protection NEMA rating	other
shock resistance according to IEC 60068-2-27	6g / 11 ms
mechanical service life (switching cycles) of contactor typical	30 000 000
type of assignment	2
type of protection according to ATEX directive 2014/34/EU	Ex II (2) GD
certificate of suitability according to ATEX directive 2014/34/EU	DMT 02 ATEX F 001
Substance Prohibitance (Date)	10/01/2009
Ambient conditions	
ambient temperature	
<ul style="list-style-type: none"> • during operation • during storage • during transport 	-20 ... +60 °C -50 ... +80 °C -50 ... +80 °C
temperature compensation	-20 ... +60 °C
relative humidity during operation	10 ... 95 %
Main circuit	
number of poles for main current circuit	3
design of the switching contact	electromechanical
adjustable current response value current of the current-dependent overload release	0.55 ... 0.8 A
operating voltage	
<ul style="list-style-type: none"> • rated value 	690 V

<ul style="list-style-type: none"> at AC-3 rated value maximum 	690 V
operating frequency rated value	50 ... 60 Hz
operational current at AC-3 at 400 V rated value	0.6 A
operating power at AC-3 <ul style="list-style-type: none"> at 400 V rated value 	180 W
Control circuit/ Control	
type of voltage of the control supply voltage	AC
control supply voltage at AC <ul style="list-style-type: none"> at 50 Hz rated value at 50 Hz rated value at 60 Hz rated value at 60 Hz rated value 	230 V 230 ... 230 V 230 V 230 ... 230 V
apparent holding power of magnet coil at AC	4.2 VA
Auxiliary circuit	
product extension auxiliary switch	Yes
Protective and monitoring functions	
trip class	CLASS 10
design of the overload release	thermal (bimetallic)
UL/CSA ratings	
full-load current (FLA) for 3-phase AC motor <ul style="list-style-type: none"> at 480 V rated value 	0.8 A
Short-circuit protection	
product function short circuit protection	Yes
design of the short-circuit trip	magnetic
conditional short-circuit current (I_q) <ul style="list-style-type: none"> at 400 V according to IEC 60947-4-1 rated value 	150 000 A
Installation/ mounting/ dimensions	
mounting position	vertical
fastening method	for snapping onto 60 mm busbar systems
height	260 mm
width	90 mm
depth	155 mm
required spacing <ul style="list-style-type: none"> for grounded parts <ul style="list-style-type: none"> forwards backwards upwards at the side downwards for live parts <ul style="list-style-type: none"> forwards backwards upwards downwards at the side 	32 mm 0 mm 50 mm 10 mm 10 mm 32 mm 0 mm 50 mm 10 mm 10 mm
Connections/ Terminals	
type of electrical connection <ul style="list-style-type: none"> for main current circuit for auxiliary and control circuit 	spring-loaded terminals spring-loaded terminals
Safety related data	
B10 value with high demand rate according to SN 31920	1 000 000
proportion of dangerous failures <ul style="list-style-type: none"> with high demand rate according to SN 31920 	73 %
touch protection on the front according to IEC 60529	finger-safe, for vertical contact from the front
Communication/ Protocol	
protocol is supported <ul style="list-style-type: none"> PROFINET IO protocol PROFIsafe protocol 	No No
protocol is supported AS-Interface protocol	No

Certificates/ approvals

General Product Approval				For use in hazardous locations	Declaration of Conformity
	Confirmation				
Declaration of Conformity	Test Certificates	Marine / Shipping			
	Type Test Certificates/Test Report	Special Test Certificate			
Marine / Shipping				other	Railway
				Confirmation	Vibration and Shock

Further information

Information- and Downloadcenter (Catalogs, Brochures,...)

<https://www.siemens.com/ic10>

Industry Mall (Online ordering system)

<https://mall.industry.siemens.com/mall/en/en/Catalog/product?mlfb=3RA2210-0HH15-2AP0>

Cax online generator

<http://support.automation.siemens.com/WW/CAXorder/default.aspx?lang=en&mlfb=3RA2210-0HH15-2AP0>

Service&Support (Manuals, Certificates, Characteristics, FAQs,...)

<https://support.industry.siemens.com/cs/ww/en/ps/3RA2210-0HH15-2AP0>

Image database (product images, 2D dimension drawings, 3D models, device circuit diagrams, EPLAN macros, ...)

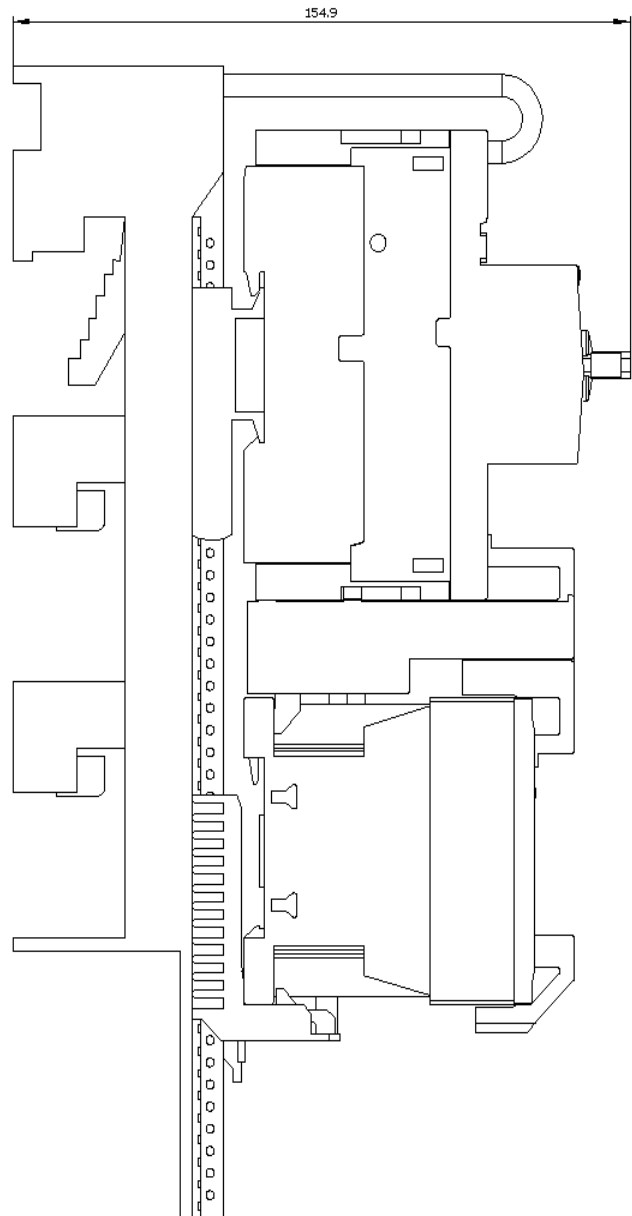
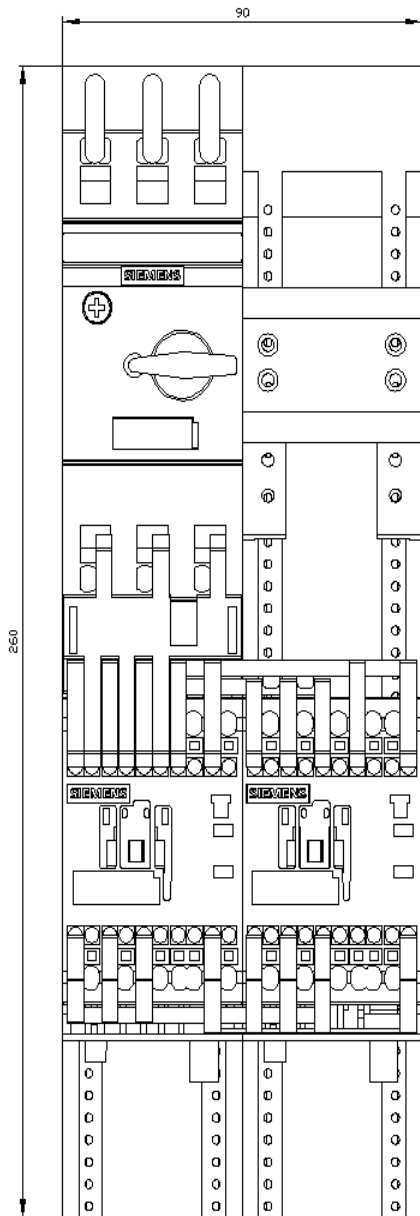
http://www.automation.siemens.com/bilddb/cax_de.aspx?mlfb=3RA2210-0HH15-2AP0&lang=en

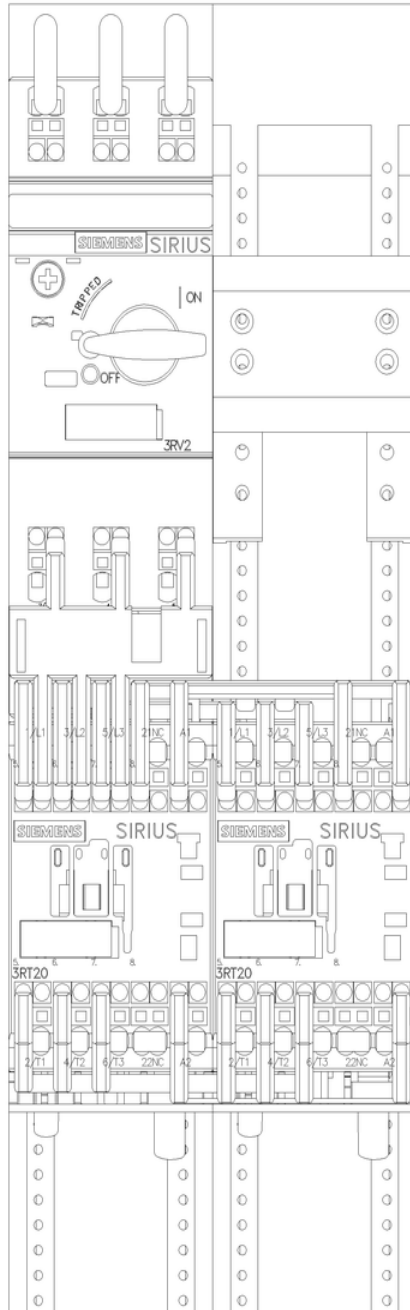
Characteristic: Tripping characteristics, I²t, Let-through current

<https://support.industry.siemens.com/cs/ww/en/ps/3RA2210-0HH15-2AP0/char>

Further characteristics (e.g. electrical endurance, switching frequency)

<http://www.automation.siemens.com/bilddb/index.aspx?view=Search&mlfb=3RA2210-0HH15-2AP0&objecttype=14&gridview=view1>





last modified:

2/16/2022 