

# PTFIX 6X10/S GN - Distribution block



1082391

<https://www.phoenixcontact.com/us/products/1082391>

Please be informed that the data shown in this PDF document is generated from our Online Catalog. Please find the complete data in the user documentation. Our General Terms of Use for Downloads are valid.



Distribution block, bridged internally, nom. voltage: 450 V, nominal current: 57 A, number of connections: 6, connection method: Push-in connection, Rated cross section: 10 mm<sup>2</sup>, cross section: 0.5 mm<sup>2</sup> - 16 mm<sup>2</sup>, mounting type: for snapping onto a DIN rail adapter, Direct mounting with flange, Free-hanging, color: green

## Commercial Data

Item number	1082391
Packing unit	1 pc
Minimum order quantity	10 pc
Sales Key	BE09
Product Key	BEA113
GTIN	4055626812571
Weight per Piece (including packing)	26.87 g
Weight per Piece (excluding packing)	24.805 g
Customs tariff number	85369010
Country of origin	PL

# PTFIX 6X10/S GN - Distribution block



1082391

<https://www.phoenixcontact.com/us/products/1082391>

## Technical Data

### Notes

#### General

Note	For versions with 6 or 7 connections, it is enough to place one DIN rail adapter centrally per block and place flange elements after every other block.
	Depending on the application case and mechanical load, other arrangements of the mounting accessory can also be chosen.
	When using the DIN rail adapter PTFIX-NS35, an aligned block must not protrude by more than a half.

### Product properties

Product type	Distributor terminal block
Number of connections	6
Number of rows	1
Potentials	1

#### Insulation characteristics

Overvoltage category	III
Degree of pollution	3

### Electrical properties

Rated surge voltage	6 kV
Maximum power dissipation for nominal condition	1.82 W

### Connection data

Number of connections per level	6
Nominal cross section	10 mm <sup>2</sup>
Stripping length	12 mm ... 14 mm
Internal cylindrical gage	A5
Connection in acc. with standard	IEC 60998-2-2
Conductor cross section rigid	0.5 mm <sup>2</sup> ... 16 mm <sup>2</sup>
Cross section AWG	20 ... 6 (converted acc. to IEC)
Conductor cross section flexible	0.5 mm <sup>2</sup> ... 10 mm <sup>2</sup>
Conductor cross section, flexible [AWG]	20 ... 8 (converted acc. to IEC)
Nominal current	57 A
Maximum load current	76 A (with a 16 mm <sup>2</sup> conductor cross section, rigid)
Maximum total current	90 A (The load current of all connected conductors must not exceed the maximum total current.)
Nominal voltage	450 V
Nominal cross section	10 mm <sup>2</sup>

#### Connection cross sections directly pluggable

Conductor cross section rigid	1 mm <sup>2</sup> ... 16 mm <sup>2</sup>
-------------------------------	--

# PTFIX 6X10/S GN - Distribution block



1082391

<https://www.phoenixcontact.com/us/products/1082391>

Conductor cross section flexible	1 mm <sup>2</sup> ... 10 mm <sup>2</sup>
Conductor cross-section flexible (ferrule without plastic sleeve)	1 mm <sup>2</sup> ... 10 mm <sup>2</sup>
Flexible conductor cross section (ferrule with plastic sleeve)	1 mm <sup>2</sup> ... 6 mm <sup>2</sup>

## Dimensions

Width	37 mm
Height	25.1 mm
Length	24.5 mm

## Material specifications

Color	green
Flammability rating according to UL 94	V0
Insulating material group	I
Insulating material	PA
Static insulating material application in cold	-60 °C
Temperature index of insulation material (DIN EN 60216-1 (VDE 0304-21))	130 °C
Relative insulation material temperature index (Elec., UL 746 B)	130 °C
Fire protection for rail vehicles (DIN EN 45545-2) R22	HL 1 - HL 3
Fire protection for rail vehicles (DIN EN 45545-2) R23	HL 1 - HL 3
Fire protection for rail vehicles (DIN EN 45545-2) R24	HL 1 - HL 3
Fire protection for rail vehicles (DIN EN 45545-2) R26	HL 1 - HL 3
Calorimetric heat release NFPA 130 (ASTM E 1354)	28 MJ/kg
Surface flammability NFPA 130 (ASTM E 162)	passed
Specific optical density of smoke NFPA 130 (ASTM E 662)	passed
Smoke gas toxicity NFPA 130 (SMP 800C)	passed

## Mechanical properties

### Mechanical data

Open side panel	No
-----------------	----

## Mechanical tests

### Attachment on the carrier

DIN rail/fixing support	NS 35/NS 15
Result	Test passed
Note	For versions with 6 or 7 connections, it is enough to place one DIN rail adapter centrally per block and place flange elements after every other block. When using the DIN rail adapter PTFIX-NS35, an aligned block must not protrude by more than a half.

## Environmental and real-life conditions

### Needle-flame test

Time of exposure	30 s
------------------	------

# PTFIX 6X10/S GN - Distribution block



1082391

<https://www.phoenixcontact.com/us/products/1082391>

Result	Test passed
--------	-------------

## Oscillation/broadband noise

Specification	DIN EN 50155 (VDE 0115-200):2018-05
Spectrum	Service life test category 2, bogie-mounted
Frequency	$f_1 = 5 \text{ Hz}$ to $f_2 = 250 \text{ Hz}$
ASD level	6.12 (m/s <sup>2</sup> )/Hz
Acceleration	3.12g
Test duration per axis	5 h
Test directions	X-, Y- and Z-axis
Result	Test passed

## Shocks

Pulse shape	Half-sine
Acceleration	30g
Shock duration	18 ms
Number of shocks per direction	3
Test directions	X-, Y- and Z-axis (pos. and neg.)
Result	Test passed

## Ambient conditions

Ambient temperature (operation)	-60 °C ... 105 °C (max. short-term operating temperature RTI Elec.)
Ambient temperature (storage/transport)	-25 °C ... 60 °C (for a short time, not exceeding 24 h, -60 °C to +70 °C)
Ambient temperature (assembly)	-5 °C ... 70 °C
Ambient temperature (actuation)	-5 °C ... 70 °C
Permissible humidity (storage/transport)	30 % ... 70 %

## Standards and regulations

Connection in acc. with standard	IEC 60998-2-2
----------------------------------	---------------

## Mounting

Mounting type	for snapping onto a DIN rail adapter
	Direct mounting with flange
	Free-hanging

# PTFIX 6X10/S GN - Distribution block

1082391

<https://www.phoenixcontact.com/us/products/1082391>



## Drawings

Circuit diagram




# PTFIX 6X10/S GN - Distribution block




1082391


<https://www.phoenixcontact.com/us/products/1082391>


## Approvals

 <b>IECEE CB Scheme</b> Approval ID: DE1-63780				
	Nominal Voltage $U_N$	Nominal Current $I_N$	Cross Section AWG	Cross Section $mm^2$
	450 V	57 A	-	- 10

 <b>EAC</b> Approval ID: RU C-DE.AI30.B.01102				
---	--	--	--	--

 <b>VDE Zeichengenehmigung</b> Approval ID: 40047798				
	Nominal Voltage $U_N$	Nominal Current $I_N$	Cross Section AWG	Cross Section $mm^2$
	450 V	57 A	-	0.5 - 10

 <b>CSA</b> Approval ID: 158887				
	Nominal Voltage $U_N$	Nominal Current $I_N$	Cross Section AWG	Cross Section $mm^2$
Use group B	600 V	60 A	20 - 6	-
Use group C	600 V	60 A	20 - 6	-
Use group D	600 V	5 A	20 - 6	-

 <b>cULus Recognized</b> Approval ID: E60425				
	Nominal Voltage $U_N$	Nominal Current $I_N$	Cross Section AWG	Cross Section $mm^2$
Use group B	600 V	60 A	20 - 6	-
Use group C	600 V	60 A	20 - 6	-
Use group D	600 V	5 A	20 - 6	-

# PTFIX 6X10/S GN - Distribution block



1082391

<https://www.phoenixcontact.com/us/products/1082391>

## Classifications

### ECLASS

ECLASS-11.0

27141120

### ETIM

ETIM 8.0

EC000897

### UNSPSC

UNSPSC 21.0

39121400

# PTFIX 6X10/S GN - Distribution block



1082391

<https://www.phoenixcontact.com/us/products/1082391>

## Environmental Product Compliance

China RoHS	Environmentally friendly use period: unlimited = EFUP-e
	No hazardous substances above threshold values



# PTFIX 6X10/S GN - Distribution block

1082391

<https://www.phoenixcontact.com/us/products/1082391>



## Accessories

### PTFIX 10/S-NS35A - DIN rail adapter

1082915

<https://www.phoenixcontact.com/us/products/1082915>

DIN rail adapter, length: 45.7 mm, width: 16.3 mm, color: gray



---

### PTFIX 10/S-F - Flange

1082917

<https://www.phoenixcontact.com/us/products/1082917>

Flange, with screw-on fixing, length: 37 mm, width: 8.6 mm, height: 25.1 mm, color: gray



## PTFIX 6X10/S GN - Distribution block

1082391

<https://www.phoenixcontact.com/us/products/1082391>



## PTFIX-NS35 - DIN rail adapter

3274054

<https://www.phoenixcontact.com/us/products/3274054>

DIN rail adapter, length: 58.1 mm, width: 28.6 mm, height: 11 mm, color: gray



---

## US-TML (104X3,8) - Marker for terminal blocks

0830768

<https://www.phoenixcontact.com/us/products/0830768>

Marker for terminal blocks, Card, white, unlabeled, can be labeled with: BLUEMARK ID COLOR, BLUEMARK ID, THERMOMARK PRIME, THERMOMARK CARD 2.0, THERMOMARK CARD, mounting type: adhesive, lettering field size: 104 x 3.8 mm, Number of individual labels: 22



# PTFIX 6X10/S GN - Distribution block

1082391

<https://www.phoenixcontact.com/us/products/1082391>



## US-TML (104X2,8) - Marker for terminal blocks

0830767

<https://www.phoenixcontact.com/us/products/0830767>



Marker for terminal blocks, Card, white, unlabeled, can be labeled with: BLUEMARK ID COLOR, BLUEMARK ID, THERMOMARK PRIME, THERMOMARK CARD 2.0, THERMOMARK CARD, mounting type: adhesive, lettering field size: 104 x 2.8 mm, Number of individual labels: 26

---

## SK U/3,8 WH:UNBEDRUCKT - Marker card

0803906

<https://www.phoenixcontact.com/us/products/0803906>



Marker card, Sheet, white, unlabeled, can be labeled with: PLOTMARK, CMS-P1-PLOTTER, Office printing systems, mounting type: adhesive, for terminal block width: 210 mm, lettering field size: 186 x 3.8 mm, Number of individual labels: 1440

## PTFIX 6X10/S GN - Distribution block

1082391

<https://www.phoenixcontact.com/us/products/1082391>



## SK U/2,8 WH:UNBEDRUCKT - Marker card

0803883

<https://www.phoenixcontact.com/us/products/0803883>



Marker card, Sheet, white, unlabeled, can be labeled with: PLOTMARK, CMS-P1-PLOTTER, Office printing systems, mounting type: adhesive, for terminal block width: 210 mm, lettering field size: 186 x 2.8 mm, Number of individual labels: 3600

---

## TML (EX3,8)R - Marker strip

0801837

<https://www.phoenixcontact.com/us/products/0801837>



Marker strip, Roll, white, unlabeled, can be labeled with: THERMOMARK E.300 (D)/600 (D), THERMOMARK ROLL 2.0, THERMOMARK ROLL, THERMOMARK ROLL X1, THERMOMARK ROLLMASTER 300/600, THERMOMARK X1.2, mounting type: adhesive, lettering field size: 30000 x 3.8 mm, Number of individual labels: 12

# PTFIX 6X10/S GN - Distribution block



1082391

<https://www.phoenixcontact.com/us/products/1082391>

## TML (104X3,8)R - Marker strip

0801833

<https://www.phoenixcontact.com/us/products/0801833>



Marker strip, Roll, white, unlabeled, can be labeled with: THERMOMARK E.300 (D)/600 (D), THERMOMARK ROLL 2.0, THERMOMARK ROLL, THERMOMARK ROLL X1, THERMOMARK ROLLMASTER 300/600, THERMOMARK X1.2, mounting type: adhesive, for terminal block width: 104 mm, lettering field size: 104 x 3.8 mm, Number of individual labels: 2500

---

## TML (104X2,8)R - Marker strip

0801832

<https://www.phoenixcontact.com/us/products/0801832>



Marker strip, Roll, white, unlabeled, can be labeled with: THERMOMARK E.300 (D)/600 (D), THERMOMARK ROLL 2.0, THERMOMARK ROLL, THERMOMARK ROLL X1, THERMOMARK ROLLMASTER 300/600, THERMOMARK X1.2, mounting type: adhesive, for terminal block width: 104 mm, lettering field size: 104 x 2.8 mm, Number of individual labels: 2500

# PTFIX 6X10/S GN - Distribution block



1082391

<https://www.phoenixcontact.com/us/products/1082391>

## TML (EX2,8)R - Marker strip

0801836

<https://www.phoenixcontact.com/us/products/0801836>



Marker strip, Roll, white, unlabeled, can be labeled with: THERMOMARK E.300 (D)/600 (D), THERMOMARK ROLL 2.0, THERMOMARK ROLL, THERMOMARK ROLL X1, THERMOMARK ROLLMASTER 300/600, THERMOMARK X1.2, mounting type: adhesive, for terminal block width: 30000 mm, lettering field size: 30000 x 2.8 mm, Number of individual labels: 14

---

## MM-TML (EX3,8)R C1 WH/BK - Label

1092026

<https://www.phoenixcontact.com/us/products/1092026>



Label, Roll, white/black, unlabeled, can be labeled with: THERMOFOX, THERMOMARK GO, THERMOMARK GO.K, mounting type: adhesive, lettering field size: continuous x 2.8 mm

---

Phoenix Contact 2023 © - all rights reserved  
<https://www.phoenixcontact.com>

Phoenix Contact USA  
586 Fulling Mill Road  
Middletown, PA 17057, United States  
(+717) 944-1300  
[info@phoenixcon.com](mailto:info@phoenixcon.com)