

92x92x25 mm

San Ace 92 9S type Silent Fan 



General Specifications

- Material Frame: Plastic (Flammability: UL 94V-0), Impeller: Plastic (Flammability: UL 94V-1)
- Expected life See the table below. (L10 life: 90% survival rate for continuous operation in free air at 60°C, rated voltage)
Expected life at 40°C is for reference only.
- Motor protection function Locked rotor burnout protection, Reverse polarity protection
For details, please refer to p. 599.
- Dielectric strength 50/60 Hz, 500 VAC, for 1 minute (between lead wire conductors and frame)
- Insulation resistance 10 MΩ or more with a 500 VDC megger (between lead wire conductors and frame)
- Sound pressure level (SPL) At 1 m away from the air inlet
- Storage temperature -30 to +70°C (Non-condensing)
- Lead wire ⊕Red ⊖Black Sensor Yellow
- Mass 100 g

Specifications

The models listed below **have ribs and pulse sensors**. For models without ribs, append "1" to the end of model numbers.

Model no.	Rated voltage [V]	Operating voltage range [V]	Rated current [A]	Rated input [W]	Rated speed [min ⁻¹]	Max. airflow [m ³ /min] [CFM]	Max. static pressure [Pa] [inchH ₂ O]	SPL [dB (A)]	Operating temperature [°C]	Expected life [h]
» 9S0912F401	12	5.0 to 13.8	0.14	1.68	2650	1.26 44.5	30.0 0.12	27	-10 to +70	40000/60°C (70000/40°C)
» 9S0912M401			0.11	1.32	2250	1.07 37.8	21.6 0.087	22		
» 9S0912L401		6.0 to 13.8	0.07	0.84	1750	0.83 29.3	13.1 0.053	17		
» 9S0924F401	24	14 to 26.4	0.09	2.16	2650	1.26 44.5	30.0 0.12	27		
» 9S0924M401			0.07	1.68	2250	1.07 37.8	21.6 0.087	22		
» 9S0924L401			0.04	0.96	1750	0.83 29.3	13.1 0.053	17		

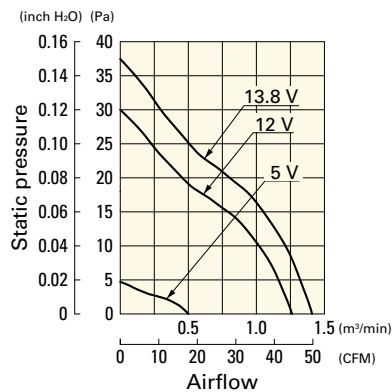
Note 1: Sensor and control options are available for selection. Refer to the table on p. 636.

Note 2: The » mark indicates Short LeadTime Service applicable models. See p. 654 for details.

Airflow - Static Pressure Characteristics

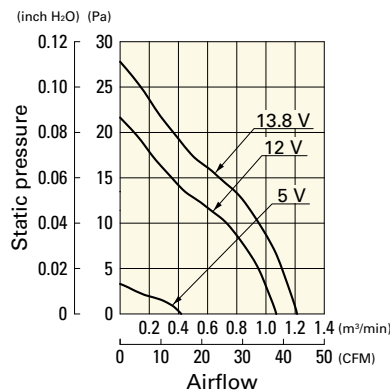
9S0912F401 With pulse sensor

Operating voltage range



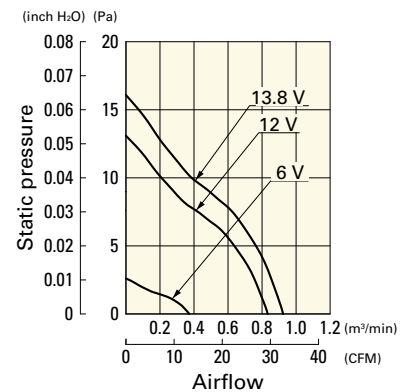
9S0912M401 With pulse sensor

Operating voltage range



9S0912L401 With pulse sensor

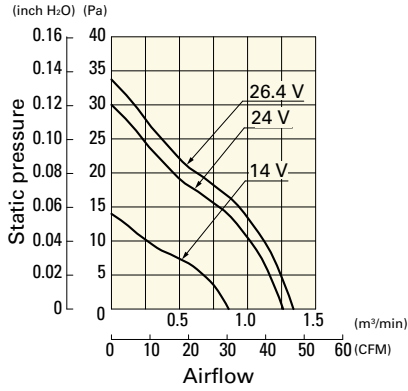
Operating voltage range



Airflow - Static Pressure Characteristics

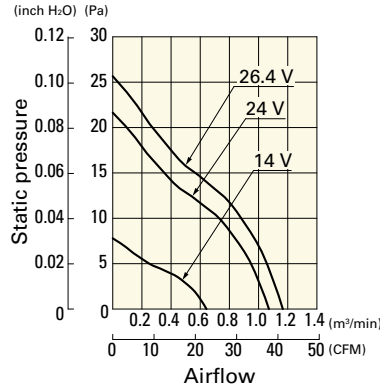
9S0924F401 With pulse sensor

Operating voltage range



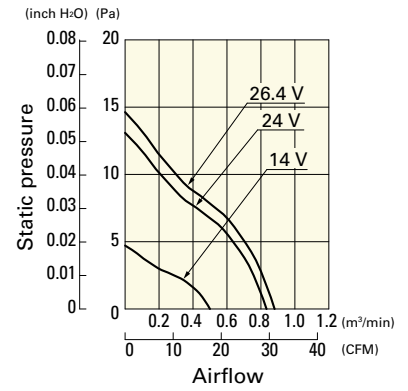
9S0924M401 With pulse sensor

Operating voltage range

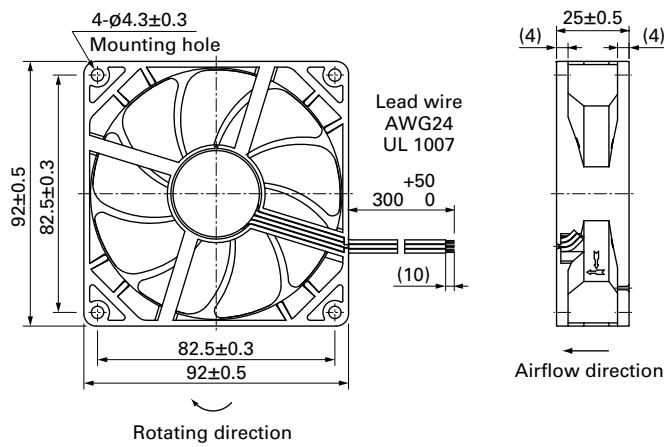


9S0924L401 With pulse sensor

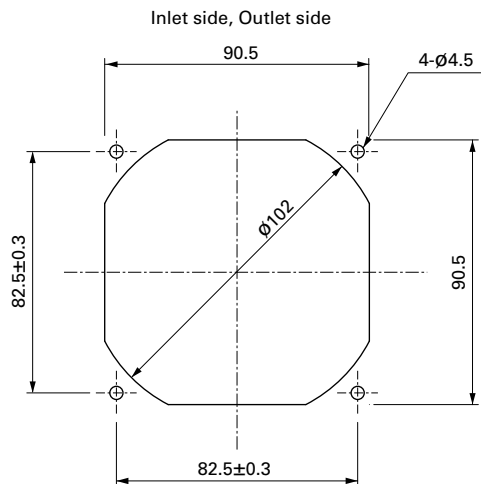
Operating voltage range



Dimensions (unit: mm) (With ribs)



Reference Dimensions of Mounting Holes and Vent Opening (unit: mm)



Options

Finger guards

page: p. 584

Model no.: 109-099E, 109-099H, 109-099C

Resin finger guards

page: p. 591

Model no.: 109-1001G

Resin filter kits

page: p. 592

Model no.: 109-1001F13 (13PPI), 109-1001F20 (20PPI),
109-1001F30 (30PPI), 109-1001F40 (40PPI)