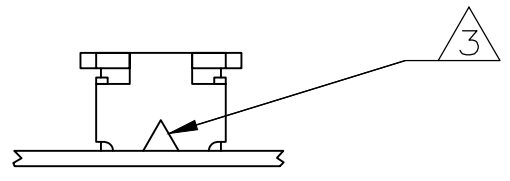
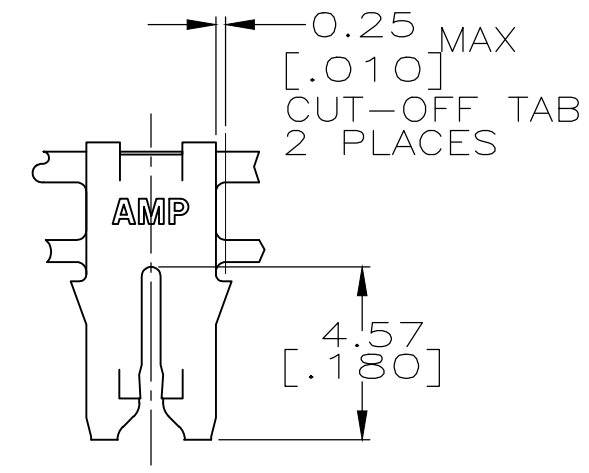
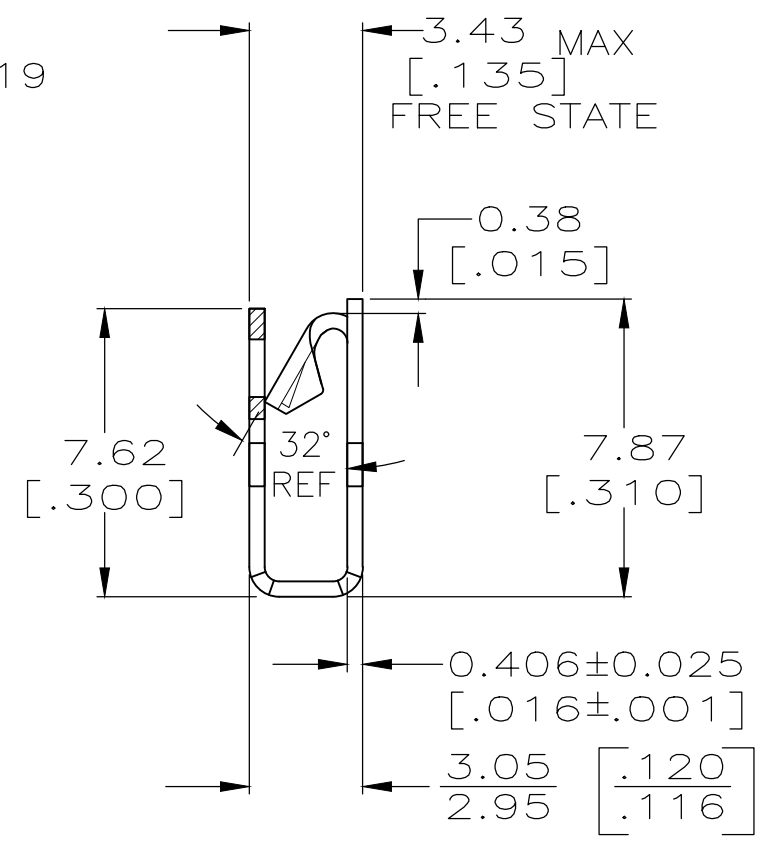
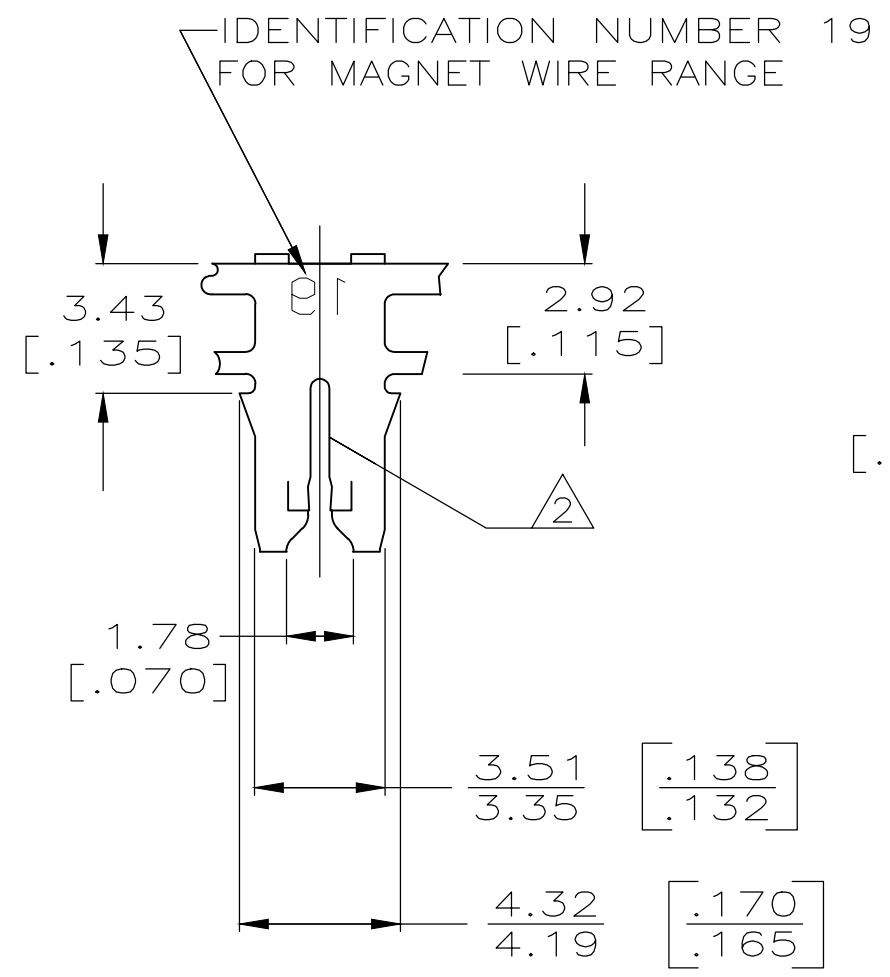


THIS DRAWING IS UNPUBLISHED. RELEASED FOR PUBLICATION
 © COPYRIGHT - By - ALL RIGHTS RESERVED.

LOC	DIST	REVISIONS			
P	LTR	DESCRIPTION	DATE	DWN	APVD
AF	50	E5	REVISED PER ECR-20-008677	22JUN2020	JA TD



- 1 CONTINUOUS STRIP ON REELS WITH TERMINALS LOCATED ON 5.59 [.220] CENTERS.
- 2 SLOT TERMINATES SINGLE MAGNET WIRE ONLY
COPPER RANGE: 0.80-1.02mm[#20-#18]AWG
ALUMINUM RANGE: 0.91-1.02mm[#19AWG-#18]AWG
- 3 POKE-IN ACCEPTS A 0.81-1.02mm[#20-#18] AWG SOLID OR FUSED STRANDED LEAD WIRE.



63591-1
PART NUMBER

THIS DRAWING IS A CONTROLLED DOCUMENT.		DWN 8/14/90 MICHAEL S. FEHER	TE Connectivity		
DIMENSIONS: mm [INCHES]		CHK 8/20/90 PHILLIP M. FORTNEY			
TOLERANCES UNLESS OTHERWISE SPECIFIED:		APVD 8/20/90 NELSON E. NEFF	TERMINAL, POKE-IN, 300 SERIES MAG-MATE™		
0 PLC ± - 1 PLC ± - 2 PLC ± 0.25 [.010] 3 PLC ± - 4 PLC ± - ANGLES ± -		PRODUCT SPEC	DRAWING NO		
MATERIAL		APPLICATION SPEC	SIZE	CAGE CODE	RESTRICTED TO
BRASS		114-2046	A3	00779	-
FINISH		WEIGHT	DRAWING NO		SCALE
TIN PLATED		-	C-63591		5:1
CUSTOMER DRAWING			SHEET		REV
			1 OF 1		E5