THIS DRAWING IS UNPUBLISHED. RELEASED FOR PUBLICATION -,- .
© COPYRIGHT - BY TYCO ELECTRONICS CORPORATION. ALL RIGHTS RESERVED.

LOC	DIST
A	66

REVISIONS

P	LTR	DESCRIPTION	DATE	DWN	APVD
	D	ECR-07-022094	9-2007	MY	TE

PART NUMBER	REV	FIRST USED	TERMINATOR	FEED TYPE	DESCRIPTION
1528288-1	D	-	LEADMAKER	MECH POST FEED	CUTS CARRIER
1528288-2	D	-	BENCH	MECH PRE FEED	CUTS CARRIER
1528288-6	D	-	LEADMAKER	MECH POST FEED	CONTINUOUS CARRIER
7-1528288-1	D	-	LEADMAKER	MECH POST FEED	-1 AND SPARE PARTS
7-1528288-2	D	-	BENCH	MECH PRE FEED	-2 AND SPARE PARTS
7-1528288-6	D	-	LEADMAKER	MECH POST FEED	-6 AND SPARE PARTS
7-1528288-7	C	-	-	-	SPARE PARTS KIT

CRIMP DATA (TE TERMINAL)

TERMINAL NAME: .040 III UNSEALED CONTACT, TAB (S)

CRIMP	SIZE	TYPE	RANGE
WIRE	1.70 [.067 IN]	F	0.3mm² - 0.5mm²
INSUL	1.57 [.062 IN]	F	1.1-1.7mm [.043-.067 IN]

WIRE STRIP LENGTH 4.00-4.50 [.157-.177 IN]

APPL INSTRUCTION 408-8322 & 408-8490

TERMINAL - -
APPL SPEC 114-5228 -

FEED 9.50 [.374 IN]

TERMINALS APPLIED

1565963	-	-	-	-
-	-	-	-	-
-	-	-	-	-
-	-	-	-	-
-	-	-	-	-
-	-	-	-	-
-	-	-	-	-
-	-	-	-	-
-	-	-	-	-

WIRE SIZE mm² AWG	CRIMP HEIGHT *	REF SETTING
5 0.50mm²	1.23 ±0.05 [.048 ±.002 IN]	B 6
5 0.30mm² /0.35mm²	1.15 ±0.05 [.045 ±.002 IN]	C 1
-	-	-
-	-	-
-	-	-
-	-	-
-	-	-

SET UP GAGE	LAYOUT
458637-3	L1426050

1. RECOMMENDED SPARE PARTS.
2. GREASE RAM, CAM, CAM FOLLOWER AND FEED ROD LIGHTLY.
3. LUBRICATE DAILY PER THE APPLICATOR INSTRUCTION SHEET SUPPLIED WITH THE APPLICATOR.
4. CERTAIN TERMINALS REQUIRE LUBRICATION. REFER TO THE APPLICATOR INSTRUCTION SHEET FOR MORE INFORMATION.
5. SEE APPL SPECIFICATION FOR SPECIFIC WIRE DETAILS.

* WARNING:
ON INSTALLATION, SET WIRE DISC TO LARGEST WIRE SIZE SETTING. USE OF SETTINGS BELOW MIN REQ'D CRIMP HEIGHT SETTING WILL CAUSE DAMAGE TO CRIMP TOOLING.

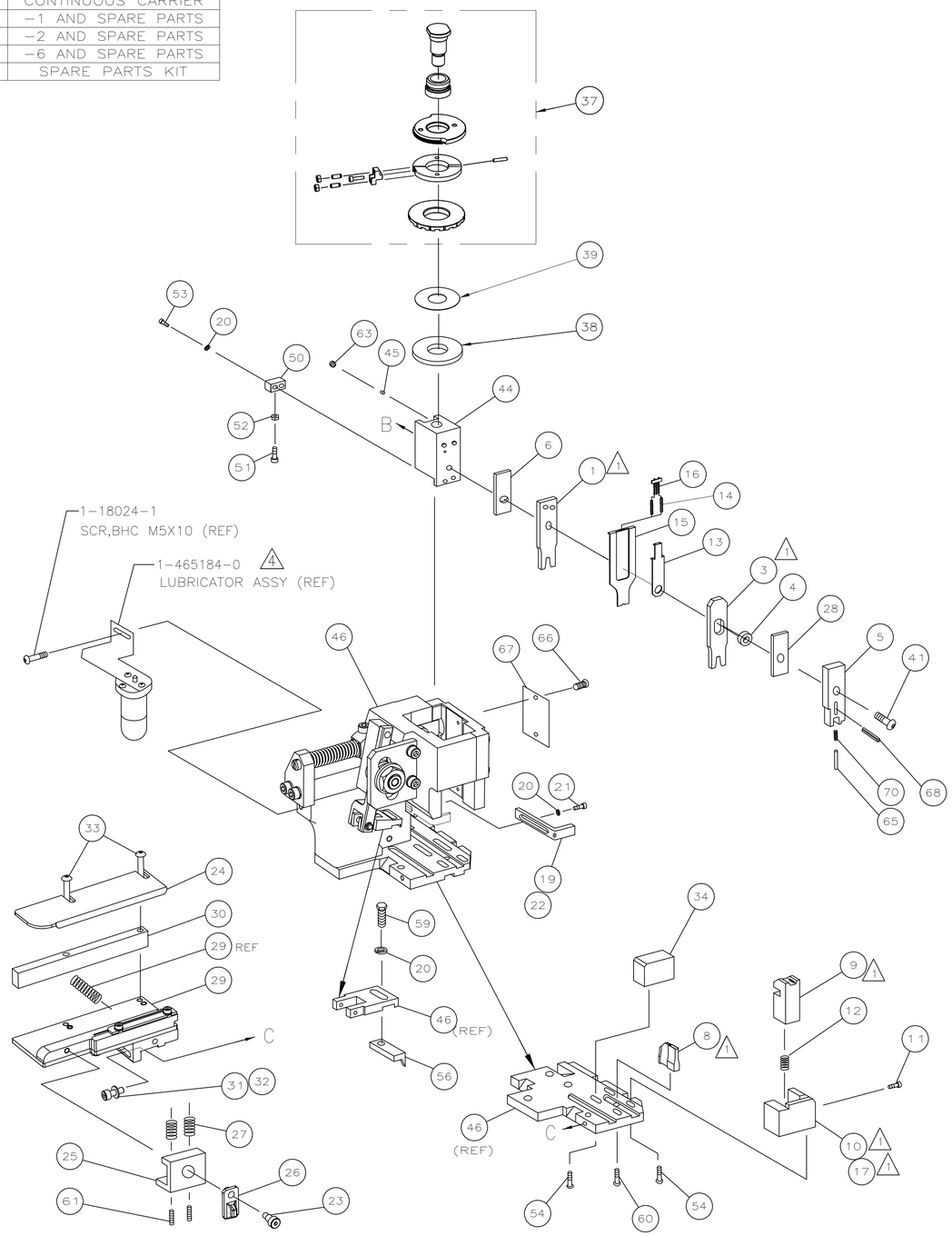

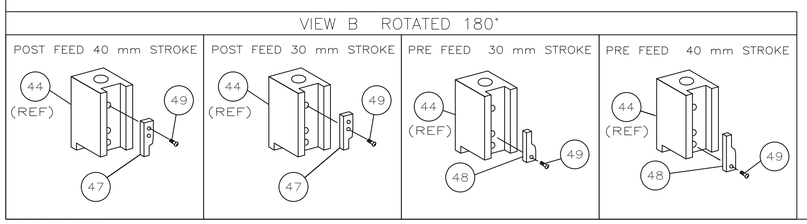

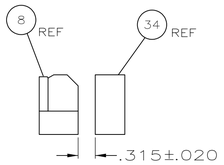

ITEM 34 LOCATION

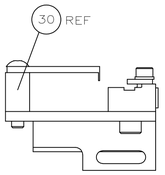

LONG POSITION GUIDE OFF WIRE BARREL

									73
	-	1	1	1	1	1	1	1528288	PRINT, APPLICATOR LOG SHEET	72
	-	1	1	1	1	1	1	1338705-3	DOCUMENTATION PACKAGE	71
	-	1	1	1	1	1	1	5-547505-2	SPRING, COMPRESSION	70
										69
	-	1	1	1	1	1	1	21028-2	PIN, SLOTTED SPRING	68
	-	1	1	1	1	1	1	461264-5	PLATE, IDENTIFICATION	67
	-	2	2	2	2	2	2	21017-2	SCR,DRIVE(#2x.19)ID PLATE	66
	-	1	1	1	1	1	1	854769-4	HOLDER, INSULATION	65
										64
	-	1	1	1	1	1	1	3-18031-0	SCR,SKT SET(M6X6 LW)RAM	63
										62
	-	2	2	2	2	2	2	2-18032-5	SCR,SET(M5X20)DRAG	61
	-	1	1	1	1	1	1	18024-7	SCR,BHC(M4X10)ANVIL	60
	-	1	1	1	1	1	1	5-18022-2	SCR,HEX(M4X8)FEED FINGER	59
										58
										57
	-	1	1	1	1	1	1	1338685-1	PAWL, FEED	56
										55
	-	4	4	4	4	4	4	18024-8	SCR,BHC(M4x12)SHEAR HOLDER	54
	-	2	2	2	2	2	2	1-18023-2	SCR,SHC(M4x12)TERM HLD DWN	53
	-	1	1	1	1	1	1	18030-1	NUT,HEX(M3)HOLD DOWN	52
	-	1	1	1	1	1	1	811242-5	BUMPER, HOLDDOWN	51
	-	1	1	1	1	1	1	690753-2	SPACER, TONKER	50
	-	1	1	1	1	1	1	18024-3	SCR,BHC(M3X10)CAM	49
	-	-	1	-	-	1	-	1338675-1	CAM, PRE FEED 30 & 40 mm ST	48
	-	1	-	1	1	-	1	1338676-1	CAM, POST FEED 30 & 40 mm ST	47
	-	1	1	1	1	1	1	1320999-3	APPLICATOR BASIC SUBASSY	46
	-	1	1	1	1	1	1	690191-1	PLUG, NYLON	45
	-	1	1	1	1	1	1	1338660-1	RAM	44
										43
										42
	-	1	1	1	1	1	1	2-18024-6	SCR,BHC(M8X25)RAM	41
										40
	-	1	1	1	1	1	1	690125-1	SHIM SUBASSY	39
	-	1	1	1	1	1	1	469367-8	SPACER, FINE ADJUST	38
	-	1	1	1	1	1	1	879103-3	FINE ADJUST HEAD SUBASSY	37
										36
										35
	-	1	1	1	1	1	1	2-1320934-5	SUPPORT, TERMINAL	34
	-	2	2	2	2	2	2	1-18024-0	SCR,BHC(M4X20)STRIP GUIDE	33
	-	1	1	1	1	1	1	18027-2	WASHER, FLAT(M4)	32
	-	1	1	1	1	1	1	1-18023-2	SCR,SKT CAP(M4X12)MOUNT BLOCK	31
	-	1	1	1	1	1	1	1320908-4	SPACER, STRIP GUIDE	30
	-	1	1	1	1	1	1	1633073-1	STRIP GUIDE PLATE ASSY	29
	-	1	1	1	1	1	1	1-455888-0	SPACER, FRONT SHEAR DEP	28
	-	2	2	2	2	2	2	1-22284-0	SPRING, DRAG	27
	-	1	1	1	1	1	1	356835-1	LEVER, DRAG RELEASE	26
	-	1	1	1	1	1	1	240792-1	DRAG, TERMINAL	25
	-	1	1	1	1	1	1	1320928-1	PLATE, STRIP GUIDE	24
	-	1	1	1	1	1	1	980371-4	SCR,SHC SHLD	23
	-	1	-	1	1	-	1	690472-2	STRIPPER	22
	-	1	1	1	1	1	1	1-18023-1	SCR,SHC(M4X10)STRIPPER	21
	-	4	4	4	4	4	4	18025-2	WASHER,LOCK(M4)STRIPPER	20
	-	-	1	-	-	1	-	690472-1	STRIPPER	19
										18
1	-	1	-	-	1	-	-	1338684-1	HOLDER, SHEAR, FRONT (NO-CUT)	17
	-	1	1	1	1	1	-	1424350-1	HOLDER, PIN, WIRED	16
	-	1	1	1	1	1	-	1490525-3	DEPRESSOR, WIRE	15
	-	2	2	2	2	2	-	2-23147-2	SPRING, DEPRESSOR	14
	-	1	1	1	1	1	-	1490524-1	SPACER, DEPRESSOR	13
	-	1	1	1	1	1	1	3-22280-3	SPRING, SHEAR	12
	-	1	1	1	1	1	1	356885-4	STOP, SHEAR	11
	-	-	1	1	-	1	1	1320921-1	HOLDER, SHEAR, FRONT (CUT)	10
1	-	1	1	1	1	1	1	462006-1	SHEAR, FLOAT (FRONT)	9
	1	2	2	2	1	1	1	1333225-1	ANVIL	8
										7
	-	1	1	1	1	1	1	455888-2	SPACER, CRIMPER	6
	-	1	1	1	1	1	1	854772-1	DEPRESSOR, SHEAR (FRONT)	5
	-	1	1	1	1	1	1	238011-8	SPACER, BLOCK CRIMPER	4
1	1	2	2	2	1	1	1	2-1213077-4	CRIMPER, INSULATION	3
										2
1	1	2	2	2	1	1	1	937157-1	CRIMPER, WIRE	1
	-77	-76	-72	-71	-6	-2	-1	PART NO	DESCRIPTION	ITEM NO

QTY REQD PER ASSY — PARTS LIST

THIS DRAWING IS A CONTROLLED DOCUMENT.

DIMENSIONS: INCHES

TOLERANCES UNLESS OTHERWISE SPECIFIED:
0 PLC ± -
1 PLC ± -
2 PLC ± 0.5 [.02 IN]
3 PLC ± -
4 PLC ± -
ANGLES ± -

MATERIAL -
FINISH -
WEIGHT -

DWN L.LOFTHOUSE 02FEB04
CHK -
APVD F.BACKHURST 02FEB04
PRODUCT SPEC -
APPLICATION SPEC -

Tyco Electronics
Tyco Electronics Corporation
Harrisburg, PA 17105-3608

NAME SIDE FEED HD-I F/ADJ APPL
-
-

SIZE	CAGE CODE	DRAWING NO	RESTRICTED TO
A1	00779	C-1528288	-

CUSTOMER DRAWING | SCALE - | SHEET 1 OF 1 | REV D