


Data sheet | Item number: 726-841

Matrix patchboard; 80-pole; Marking 1-80; suitable for Ex i applications;
Color of modules: blue; Module marking, side 1 and 2 vertical; 1,50 mm²; dark gray



www.wago.com/726-841



Data

Electrical data

Ratings per IEC/EN

Nominal voltage (III/3)	500 V
Rated impulse voltage (III/3)	6 kV
Rated current	10 A
Legend (ratings)	(III / 3) ≙ Overvoltage category III / Pollution degree 3

Connection data

Connection 1

Connection type 1	Page 1
Connection technology	CAGE CLAMP®
Number of connection points	3
Actuation type	Operating tool

Subject to changes. Please also observe the further product documentation!

WAGO GmbH & Co. KG
Hansastr. 27
32423 Minden
Phone: +49571 887-0 | Fax: +49571 887-169
Email: info.de@wago.com | Web: www.wago.com

Do you have any questions about our products?
We are always happy to take your call at +49 (571) 887-44222.



Connectable conductor materials	Copper
Solid conductor	0.08 ... 1.5 mm ² / 28 ... 16 AWG
Fine-stranded conductor	0.08 ... 1.5 mm ² / 28 ... 16 AWG
Strip length	8 ... 10 mm / 0.31 ... 0.39 inches
Pole number	80
Wiring direction	Front-entry wiring

Connection 2

Connection type 2	Page 2
Number of connection points 2	2
Solid conductor 2	0.08 ... 2.5 mm ² / 28 ... 14 AWG
Fine-stranded conductor 2	0.08 ... 2.5 mm ² / 28 ... 14 AWG

Physical data

Width	107.9 mm / 4.248 inches
Height	132 mm / 5.197 inches
Depth	36.5 mm / 1.437 inches

Mechanical Data

Marking	1 ... 80
---------	----------

Material Data

Note (material data)	Information on material specifications can be found here
Color	dark gray
Module color	blue
Material group	I
Insulation material	Polyamide (PA66)
Flammability class per UL94	V0
Fire load	8.4 MJ
Weight	441.4 g

Commercial data

eCl@ss 10.0	27-24-26-08
eCl@ss 9.0	27-24-26-08
ETIM 8.0	EC001604

Subject to changes. Please also observe the further product documentation!





ETIM 7.0	EC001604
PU (SPU)	8 (1) pcs
Packaging type	box
Country of origin	DE
GTIN	4044918980272
Customs tariff number	85369010000

Environmental Product Compliance



RoHS Compliance Status	Compliant, No Exemption
------------------------	-------------------------

Approvals / Certificates

General approvals

Logo	Approval	Additional Approval Text	Certificate name
	CCA DEKRA Certification B.V.	EN 60998	NTR NL-7623
	CSA CSA Group	C22.2 No. 158	1101143
	KEMA/KEUR DEKRA Certification B.V.	EN 60998	71-100850
	UL UL International Germany GmbH	UL 1059	E45172

Declarations of conformity and manufacturer's declarations











Logo	Approval	Additional Approval Text	Certificate name
	EU-Declaration of Conformity WAGO GmbH & Co. KG	-	-
	UK-Declaration of Conformity WAGO GmbH & Co. KG	-	-

Subject to changes. Please also observe the further product documentation!

WAGO GmbH & Co. KG
Hansastr. 27
32423 Minden
Phone: +49571 887-0 | Fax: +49571 887-169
Email: info.de@wago.com | Web: www.wago.com

Do you have any questions about our products?
We are always happy to take your call at +49 (571) 887-44222.

Optional accessories

Ferrule		
	Item no.: 216-104 Ferrule; Sleeve for 1.5 mm ² / AWG 16; uninsulated; electro-tin plated; silver-colored	www.wago.com/216-104
	Item no.: 216-123 Ferrule; Sleeve for 1 mm ² / AWG 18; uninsulated; electro-tin plated; silver-colored	www.wago.com/216-123
	Item no.: 216-202 Ferrule; Sleeve for 0.75 mm ² / 18 AWG; insulated; electro-tin plated; gray	www.wago.com/216-202
	Item no.: 216-204 Ferrule; Sleeve for 1.5 mm ² / AWG 16; insulated; electro-tin plated; black	www.wago.com/216-204
Connector		
Common potential terminal block		
	Item no.: 726-903 Additional module for matrix patchboards; for snap-on fixing to mounting adapter; with contact to mounting frame; with CAGE CLAMP®; 4,00 mm ² ; white	www.wago.com/726-903
	Item no.: 726-904 Additional module for matrix patchboards; for snap-on fixing to mounting adapter; insulated; with CAGE CLAMP®; 4,00 mm ² ; gray	www.wago.com/726-904
Tool		
Operating tool		
	Item no.: 210-719 Operating tool; Blade: 2.5 x 0.4 mm; with a partially insulated shaft	www.wago.com/210-719
Jumpers		
Jumper		
	Item no.: 709-107 Wire commoning chain; 0.5 mm ² ; insulated; gray	www.wago.com/709-107
Insulation stop		
Insulation stop		
	Item no.: 726-901 Insulation stop; 0.08 - 0.2 mm ² "s" (0.14 mm ² "f-st"); 4 x 3 pieces/strip; white	www.wago.com/726-901
	Item no.: 726-906 Insulation stop; 0.25 mm ² "s"; 0.14 - 0.25 mm ² "f-st"; 4 x 3 pieces/strip; light gray	www.wago.com/726-906

Subject to changes. Please also observe the further product documentation!



Item no.: 726-907
Insulation stop; 0.25 - 0.5 mm² "s+f-st"; 4 x 3 pieces/strip; dark gray

www.wago.com/726-907

Marking accessories

Marking strip



Item no.: 2009-110
Marking strips; for Smart Printer; on reel; not stretchable; plain; snap-on type; white

www.wago.com/2009-110

Marker carrier



Item no.: 726-902
Adaptor; dark gray

www.wago.com/726-902

Marker



Item no.: 2009-115
WMB-Inline; for Smart Printer; 1500 pieces on roll; stretchable 5 - 5.2 mm; plain; snap-on type; white

www.wago.com/2009-115



Item no.: 793-5501/000-007
WMB marking card; as card; for terminal block width 5 - 17.5 mm; stretchable 5 - 5.2 mm; plain; snap-on type; gray

www.wago.com/793-5501/000-007



Item no.: 793-5501/000-012
WMB marking card; as card; for terminal block width 5 - 17.5 mm; stretchable 5 - 5.2 mm; plain; snap-on type; orange

www.wago.com/793-5501/000-012



Item no.: 793-5501/000-014
WMB marking card; as card; for terminal block width 5 - 17.5 mm; stretchable 5 - 5.2 mm; plain; snap-on type; brown

www.wago.com/793-5501/000-014



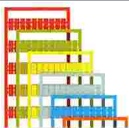
Item no.: 793-5501/000-017
WMB marking card; as card; for terminal block width 5 - 17.5 mm; stretchable 5 - 5.2 mm; plain; snap-on type; light green

www.wago.com/793-5501/000-017



Item no.: 793-5501/000-023
WMB marking card; as card; for terminal block width 5 - 17.5 mm; stretchable 5 - 5.2 mm; plain; snap-on type; green

www.wago.com/793-5501/000-023



Item no.: 793-5501/000-024
WMB marking card; as card; for terminal block width 5 - 17.5 mm; stretchable 5 - 5.2 mm; plain; snap-on type; violet






www.wago.com/793-5501/000-024



Item no.: 793-5502
WMB marking card; as card; MARKED; 1 ... 10 (10x); stretchable 5 - 5.2 mm; Horizontal marking; snap-on type; white

www.wago.com/793-5502

Subject to changes. Please also observe the further product documentation!

	<p>Item no.: 793-5566 WMB marking card; as card; MARKED; 1 ... 50 (2x); stretchable 5 - 5.2 mm; Horizontal marking; snap-on type; white</p>	www.wago.com/793-5566
	<p>Item no.: 793-5501/000-005 WMB marking card; as card; for terminal block width 5 - 17.5 mm; stretchable 5 - 5.2 mm; plain; snap-on type; red</p>	www.wago.com/793-5501/000-005
	<p>Item no.: 793-5501/000-002 WMB marking card; as card; for terminal block width 5 - 17.5 mm; stretchable 5 - 5.2 mm; plain; snap-on type; yellow</p>	www.wago.com/793-5501/000-002
	<p>Item no.: 793-5501/000-006 WMB marking card; as card; for terminal block width 5 - 17.5 mm; stretchable 5 - 5.2 mm; plain; snap-on type; blue</p>	www.wago.com/793-5501/000-006
	<p>Item no.: 793-5501 WMB marking card; as card; for terminal block width 5 - 17.5 mm; stretchable 5 - 5.2 mm; plain; snap-on type; white</p>	www.wago.com/793-5501

Downloads

Documentation

Bid Text

726-841 docx - Datei	2019 Feb 21	docx 15.1 kB	Download
726-841 X81 - Datei	2019 Feb 19	xml 3.5 kB	Download

Additional Information

Technical Section Technical explanations	pdf 2.2 MB	Download
---	---------------	----------

CAD/CAE-Data

CAD data

2D/3D Models 726-841	URL	Download
----------------------	-----	----------

CAE data

EPLAN Data Portal 726-841	URL	Download
---------------------------	-----	----------

Subject to changes. Please also observe the further product documentation!

ZUKEN Portal 726-841

[URL](#) [Download](#)

WSCAD Universe 726-841

[URL](#) [Download](#)

Environmental Product Compliance

Compliance Search


Environmental Product Compliance 726-841

[URL](#) [Download](#)

Matrix patchboard; 80-pole; Marking 1-80; suitable for Ex i applications; Color of modules: blue; Module marking, side 1 and 2 vertical; 1,50 mm²; dark gray


Installation Notes

Conductor termination



CAGE CLAMP® connection

Inserting a conductor via 210-719 Operating Tool (2.5 x 0.4 mm blade).



CAGE CLAMP® connection

Terminating ferruled conductors via operating tool.

	Max. conductor cross section (mm ² /AWG) without ferrule	Max. conductor cross section (mm ² /AWG) with ferrule	
		insulated	uninsulated
Side 2	1.5	0.75 Item No./Color 216-202/ gray	1 Item No. 216-103
Side 1	1.5	0.75 216-202/ gray	1 216-103
Side 2	2.5	1.5 216-204/ black	1.5 216-104
Side 1	1.5	0.75 216-202/ gray	1 216-103


Ferrules

Subject to changes. Please also observe the further product documentation!

WAGO GmbH & Co. KG
 Hansastr. 27
 32423 Minden
 Phone: +49571 887-0 | Fax: +49571 887-169
 Email: info.de@wago.com | Web: www.wago.com

Do you have any questions about our products?
 We are always happy to take your call at +49 (571) 887-44222.

Conductor termination




Inserting an insulation stop into conductor entry holes of matrix patchboards.



Insulation stop is in place.

Testing



Testing with a 2.3 mm Ø test plug (210-137).




Snapping on an additional module with contact to mounting frame.



Assembling a matrix patchboard with additional module – direct connection to the mounting frame.

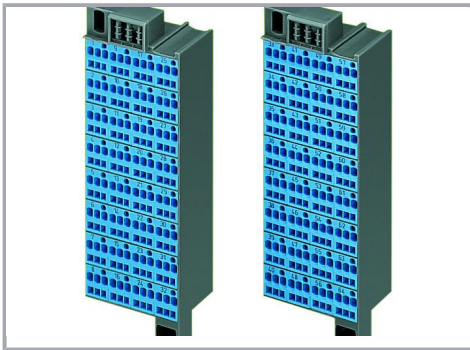
Subject to changes. Please also observe the further product documentation!



Installation example:


Matrix patchboards in a frame

Ex application



Blue matrix patchboards are suitable for Ex i applications.

Marking



Factory-marked modules (Side 1: 1, 2, 3, 4 ...)



Individual group marking via WMB Multi Marking System

Subject to changes. Please also observe the further product documentation!