

Product Brief



VHETH Series 868 MHz and 915 MHz Helical Antennas

VHETH series antennas are compact surface mount helical antennas for low-power, wide-area (LPWA) applications including LoRaWAN[®] and Sigfox[®], remote controls, and ISM band applications.

The ANT-868-VHETH antenna operates in the 862 MHz to 876 MHz range while the ANT-915-VHETH antenna is designed for applications in the 902 MHz to 930 MHz range requiring a rugged, compact and omnidirectional embedded antenna.

The connector-style base of the antenna ensures proper mounting for uniform performance in high-volume manufacturing.



Features

- Performance at 862 MHz to 876 MHz
 - VSWR: ≤ 2.7
 - Peak Gain: -0.7 dBi
 - Efficiency: 42%
- Performance at 902 MHz to 930 MHz
 - VSWR: ≤ 2.3
 - Peak Gain: 0.9 dBi
 - Efficiency: 58%
- Direct PCB attachment
- Reflow- or hand-solder assembly
- Omnidirectional radiation pattern
- Compact size
 - 44.3 mm x 7.0 mm x 7.0 mm

Applications

- Low-power, wide-area (LPWA) applications
 - LoRaWAN[®]
 - Sigfox[®]
- ISM applications
- Remote control, sensing and monitoring
 - Security systems
 - Industrial machinery
 - Automated equipment
 - AMR (automated meter reading)
- Internet of Things (IoT) devices
- Smart Home networking

Ordering Information

Part Number	Description
ANT-868-VHETH	868 MHz helical antenna with connector-style PCB-mount base
AEK-868-VHETH	868 MHz helical antenna evaluation kit
ANT-915-VHETH	915 MHz helical antenna with connector-style PCB-mount base
AEK-915-VHETH	915 MHz helical antenna evaluation kit

Available from Linx Technologies and select distributors and representatives.

Table 1. Electrical Specifications

ANT-fff-VHETH	868 MHz	915 MHz
Frequency Range	862 MHz to 876 MHz	902 MHz to 930 MHz
VSWR (max)	2.7	2.3
Peak Gain (dBi)	-0.7	0.9
Average Gain (dBi)	-3.8	-2.5
Efficiency (%)	42	58
Polarization	Linear	
Radiation	Omnidirectional	
Max Power	15 W	
Wavelength	1/4-wave	
Electrical Type	Monopole	
Impedance	50 Ω	
ESD Sensitivity	NOT ESD sensitive. As a best practice, Linx may use ESD packaging.	

Electrical specifications and plots measured with a 100 mm x 100 mm (3.94 in x 3.94 in) reference ground plane.

Table 2. Mechanical Specifications

ANT-fff-VHETH	
Connection	Solder pin
Operating Temperature Range	-40 °C to +80 °C
Weight	0.4 g (0.01 oz)
Dimensions	44.3 mm x 7.0 mm x 7.0 (1.75 in x 0.28 in x 0.28 in)

Product Dimensions

Figure 1 provides dimensions of the ANT-868-VHETH and ANT-915-VHETH antennas.

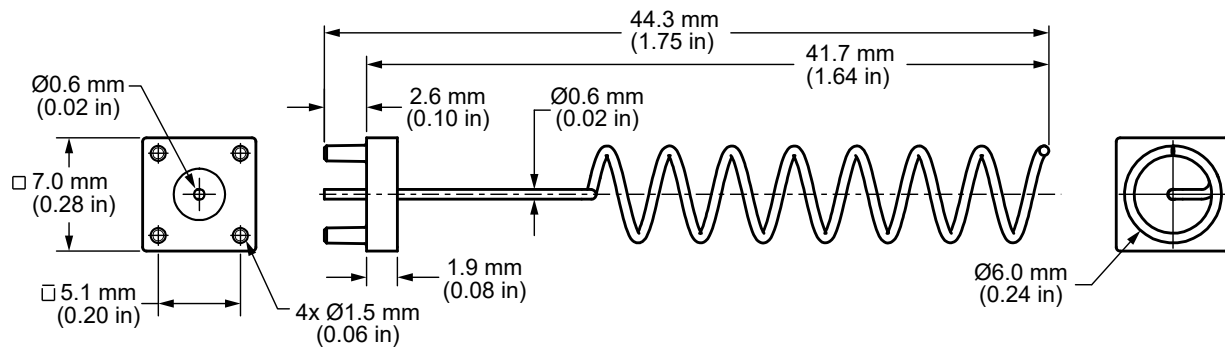


Figure 1. VHETH Series Antenna Dimensions

Antenna Installation

The VHETH series antenna feed is mounted in a non-conductive 4-pin connector-style base which simplifies insertion during manufacturing and helps maintain antenna alignment for consistent end-product performance.

Packaging Information

The ANT-868-VHETH antenna is packaged in a protective plastic tray in quantities of 90 pcs. Distribution channels may offer alternative packaging options.

VSWR

Figure 2 provides the voltage standing wave ratio (VSWR) for the ANT-868-VHETH, and Figure 3 provides VSWR for the ANT-915-VHETH antenna. VSWR describes the power reflected from the antenna back to the radio. A lower VSWR value indicates better antenna performance at a given frequency. Reflected power is also shown on the right-side vertical axis as a gauge of the percentage of transmitter power reflected back from the antenna.

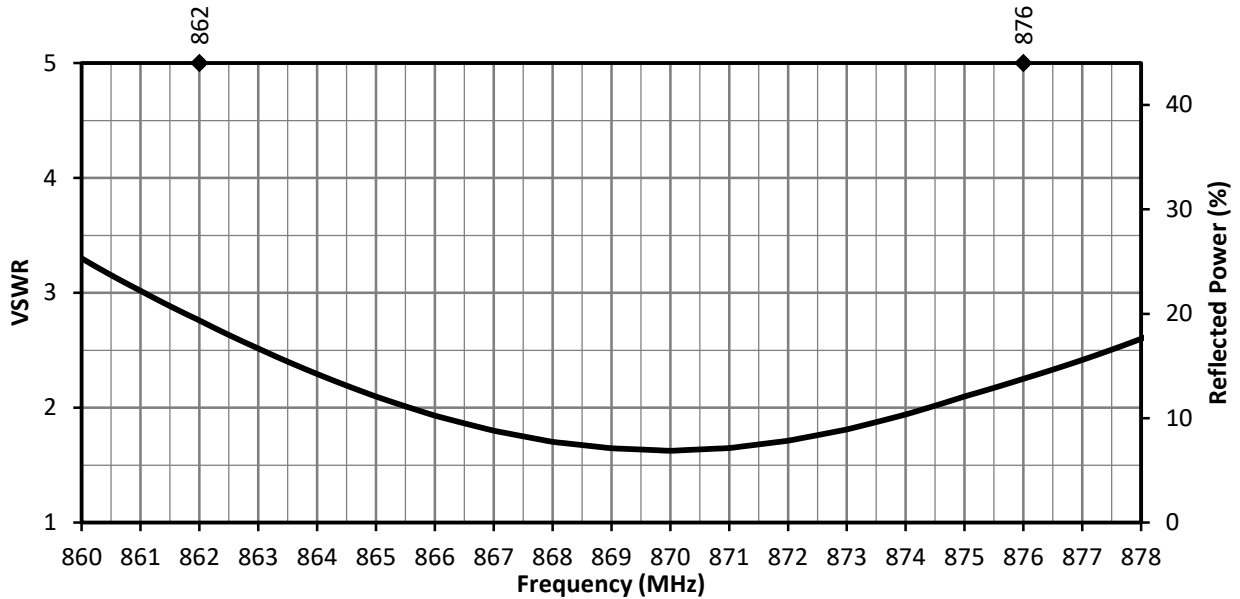


Figure 2. ANT-868-VHETH Antenna VSWR

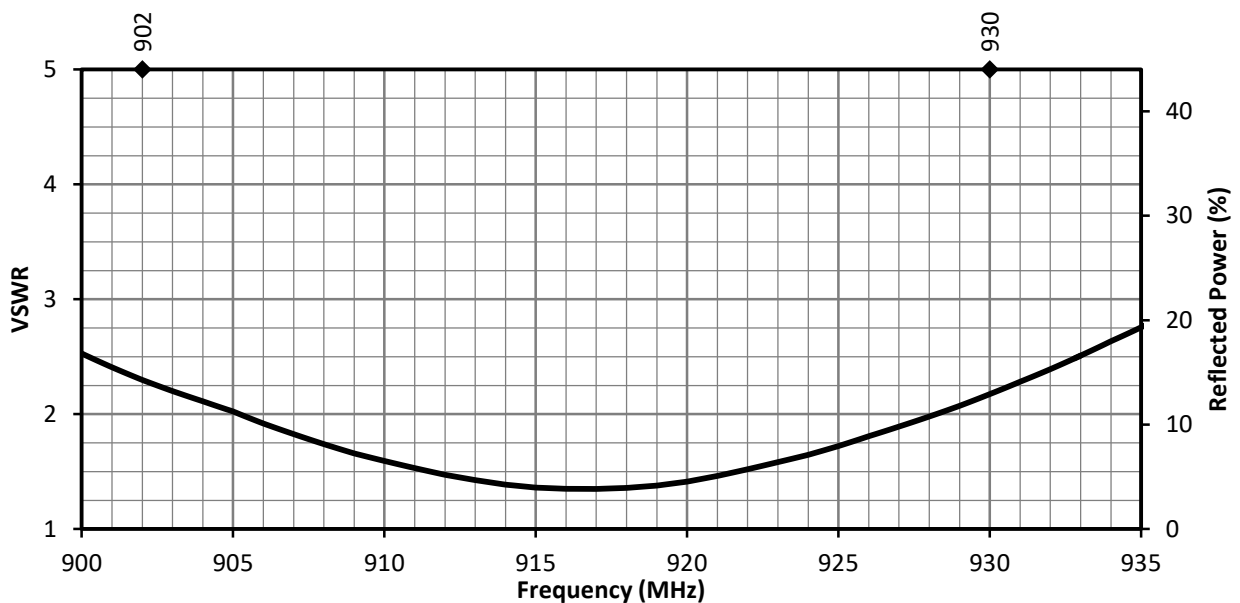


Figure 3. ANT-915-VHETH Antenna VSWR

Website: <http://linxtechnologies.com>
Linx Offices: 159 Ort Lane, Merlin, OR, US 97532
Phone: +1 (541) 471-6256
E-MAIL: info@linxtechnologies.com

Linx Technologies reserves the right to make changes to the product(s) or information contained herein without notice. No liability is assumed as a result of their use or application. No rights under any patent accompany the sale of any such product(s) or information.

Wireless Made Simple is a registered trademark of Linx Acquisitions LLC. LoRaWAN is a registered trademark of Semtech Corporation. Sigfox is a registered trademark of SIGFOX. Other product and brand names may be trademarks or registered trademarks of their respective owners.

Copyright © 2021 Linx Technologies

All Rights Reserved

Doc# PB21021-79ANT

