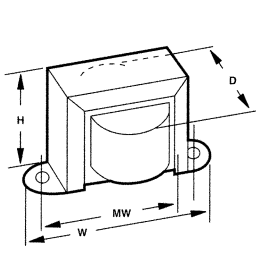
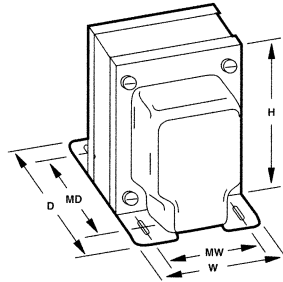


Power Transformers

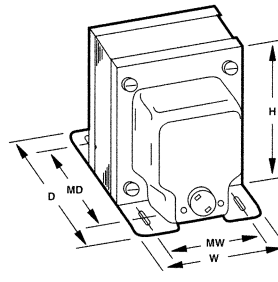
Isolation / Medical



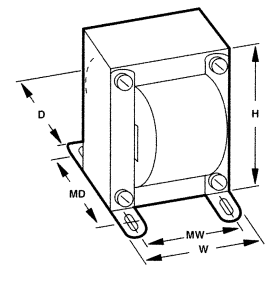
Case Type X



Case Type A



Case Type M



Case Type U

:: Description

Triad isolation transformers are power transformers for isolating equipment from direct connection to the power line. They are offered in a variety of voltages and case types. Triad isolation transformers are also offered in hospital type (designed with an MD suffix) which are designed and constructed to meet the low leakage current requirements for today's medical equipment. The transformers are constructed with nonconcentrically wound coils. The primary and secondary are wound on separate arbors, then assembled on a laminate core side-by-side separated by insulation. This prevents

electrical connection, under normal or overload conditions, between the primary and secondary windings. These hospital type units are offered with a resettable circuit breaker, providing protection from overload and short circuit conditions.

:: Specifications

Primary: 115/230 VAC, 50/60 Hz

Secondary: 115/230 VAC

Output Watts: 15 to 1,000 VA

:: Standard Applications

Section	Type No.	VA	Primary Voltage	Secondary		Case Type	Connections	Lead Holes Used	Dimensions			Mounting Dimensions		Wt. Lbs.
				Volts ±5%	Amps				H	W	D	MW	MD	
A	N-48X	15	115	115.0	0.13	X (1)	Leads	•	1 ¹ / ₁₆	3 ¹ / ₁₆	2	2 ¹ / ₁₆	•	1.35
B	N-51X	35	115	115.0	0.3	X (1)	Leads	•	2 ¹ / ₃₂	3 ¹ / ₁₆	2 ¹ / ₈	3 ³ / ₈	•	1.70
C	N-68X	50	115/230§	115.0	0.435	X (1)	Leads	•	2 ¹ / ₃₂	3 ¹ / ₁₆	2 ¹ / ₈	3 ³ / ₈	•	1.70
D	N-53M	85	115	115.0	0.74	M (3)	6' Cord, Plug & Socket	•	3 ³ / ₃₂	2 ³ / ₃₂	3 ³ / ₄	2 ¹ / ₄	2 ³ / ₈	4.70
	N-53MG√	85	115	115.0	0.74	M (3)	6' Cord, Plug & Socket	•	3 ³ / ₃₂	2 ³ / ₃₂	4 ¹ / ₈	2 ¹ / ₄	2 ³ / ₈	4.70
E	N-76U*	100	115	115.0	0.86	U (2)	Leads	•	3 ⁷ / ₁₆	2 ³ / ₁₆	3	2 ¹ / ₄	2 ¹ / ₂	4.00
	N-77U*	100	115/230	115.0	0.86	U (2)	Leads	•	3 ⁷ / ₁₆	2 ³ / ₁₆	3	2 ¹ / ₄	2 ¹ / ₂	4.00
F	N-54M	150	115	115.0	1.3	M (3)	6' Cord, Plug & Socket	•	3 ⁷ / ₈	3 ³ / ₃₂	4 ¹ / ₄	2 ¹ / ₂	3	7.00
	N-54MG√	150	115	115.0	1.3	M (3)	6' Cord, Plug & Socket	•	3 ⁷ / ₈	3 ³ / ₃₂	5 ¹ / ₁₆	2 ¹ / ₂	3 ¹ / ₂	7.00
	N-73A	150	115	115/230§	0.65	A (3)	Leads	1	3 ⁷ / ₈	3 ³ / ₃₂	3 ³ / ₈	2 ¹ / ₂	2 ³ / ₄	7.00
G	N-67A	150	115/230§	115.0	1.3	A (3)	Leads	2	3 ⁷ / ₈	3 ³ / ₃₂	3 ³ / ₈	2 ¹ / ₂	3	7.00
	N-55M	250	115	115.0	2.17	M (3)	6' Cord, Plug & Socket	•	4 ¹ / ₈	3 ¹ / ₁₆	5	3	3 ¹ / ₁₆	11.00
	N-55MG√	250	115	115.0	2.17	M (3)	6' Cord, Plug & Socket	•	4 ¹ / ₈	3 ¹ / ₁₆	5	3	3 ¹ / ₁₆	11.00
	N-255MG√	250	230	115.0	2.17	M (3)	6' Cord, Plug & Socket	•	4 ¹ / ₈	3 ¹ / ₁₆	5	3	3 ¹ / ₁₆	11.00
H	N-66A	250	115/230§	115.0	2.17	A (3)	Leads	2	4 ¹ / ₈	3 ¹ / ₁₆	4 ¹ / ₈	3	3 ³ / ₈	11.00
	N-57M	500	115	115.0	4.35	M (5)	6' Cord, Plug & Socket	•	5 ¹ / ₁₆	4 ¹ / ₂	6 ¹ / ₄	3 ¹ / ₂	5 ³ / ₈	23.75

§ Split winding √With ground wire *Unit does not include static shield
 Mounting hole sizes: (1) = 3/16" (2) = 13/64 x 3/8" (3) = 7/8 x 3/16" (5) = 1/2 x 1/4"

:: Standard Applications continued

Section	Type No.	VA	Primary Voltage	Secondary		Case Type	Connections	Lead Holes Used	Dimensions			Mounting Dimensions		Wt. Lbs.
				Volts ±5%	Amps				H	W	D	MW	MD	
A	N-57MG√	500	115	115.0	4.35	M (5)	6' Cord, Plug & Socket	•	5 ¹ / ₁₆	4 ¹ / ₂	6 ¹ / ₄	3 ¹ / ₂	5 ¹ / ₈	23.75
	N-257MG√	500	230	115.0	4.35	M (5)	6' Cord, Plug & Socket	•	5 ¹ / ₁₆	4 ¹ / ₂	6 ¹ / ₄	3 ¹ / ₂	5 ¹ / ₈	23.75
B	N-59M	1,000	115	115.0	8.70	M (5)	6' Cord, Plug & Socket	•	5 ¹ / ₁₆	4 ¹ / ₂	7 ⁷ / ₈	3 ¹ / ₂	6	31.0
	N-59MG√	1,000	115	115.0	8.70	M (5)	6' Cord, Plug & Socket	•	5 ¹ / ₁₆	4 ¹ / ₂	7 ⁷ / ₈	3 ¹ / ₂	6	31.0
	N-259MG√	1,000	230	115.0	8.70	M (5)	6' Cord, Plug & Socket	•	5 ¹ / ₁₆	4 ¹ / ₂	7 ⁷ / ₈	3 ¹ / ₂	6	31.0

√With ground wire Mounting hole sizes: (5) = 1/2 x 3/4"

Technical Notes

1. Line cord, plug and receptacle are U.L. listed and verified to meet federal specifications.
2. Connections are by leads, plugs and sockets.
3. Hi-pot tested at 1,500 VRMS.
4. All units have static shields, except those marked with an asterisk.



:: Medical/Dental Applications

UL 544 File E102910

Section	Type No.	VA	Primary Voltage	Secondary		Case Type	Connections	Lead Holes Used	Dimensions			Mounting Dimensions		Wt. Lbs.
				Volts ±5%	RMS Amps				H	W	D	MW	MD	
C	N-90MD	250	115	115.0	2.17	M (3)	6' Cord, Plug & Socket Circuit Breaker	•	4 ³ / ₈	3 ³ / ₈	6 ¹ / ₈	3	4 ¹ / ₁₆	11.9
D	N-92MD	500	115	115.0	4.35	M (4)	6' Cord, Plug & Socket Circuit Breaker	•	5 ¹ / ₃₂	4 ¹ / ₂	7	3 ¹ / ₂	5 ¹ / ₈	17.6

Mounting hole sizes: (3) = 3/8 x 3/16" (4) = 21/32 x 9/32"

Leakage current from primary to secondary is rated at less than 50 micro-amps and is typically measured at less than 10 micro-amps.

When stock is a problem elsewhere, try us. We routinely have hundreds of thousands of completed standard units on hand. Call your nearest Triad distributor for a "stock status" on the industry's best -- Triad Transformers..