

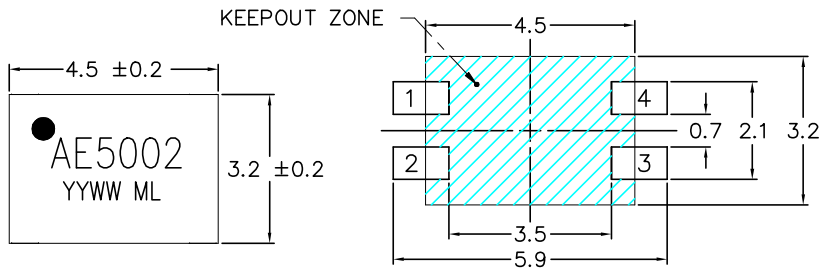


NOTES:

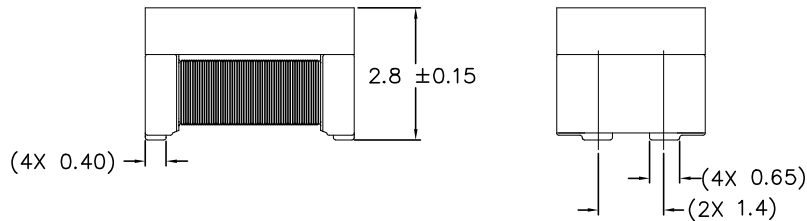
1. ROHS COMPLIANT
2. STORAGE TEMPERATURE: -50°C TO $+150^{\circ}\text{C}$
3. COMPLIANCE TO J-STD:
 - A. J-STD-002: SOLDERABILITY AT 245°C REFLOW PROFILE
 - B. J-STD-020: LEVEL 1, NO MOISTURE SENSITIVE
4. QUALIFIED PER AEC-Q200
5. PPAP LEVEL 3
6. FACTORY TS-16949 CERTIFIED
7. PARTS ARE PACKAGED IN TAPE AND REEL

ELECTRICAL CHARACTERISTICS AT $+25^{\circ}\text{C}$ UNLESS OTHER SPECIFIED

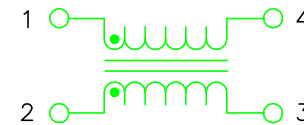
PARAMETER	SPECIFICATIONS			
OPERATING TEMP	-40°C TO $+125^{\circ}\text{C}$			
TURNS RATIO AND POLARITY	$1.00 \pm 2\%$, PER SCHEMATIC			
DC RESISTANCE, EACH LINE	4.2 OHMS MAX			
INDUCTANCE (OCL)	120 μH TYP. @ 100 kHz, 100 mV			
INSERTION LOSS (SDD21)	10-100MHz	100-400 MHz		
	-1.0 dB MAX	-1.7 dB MAX		
RETURN LOSS (SDD11) (Z OUT = 100 OHM \pm 1%)	30-80 MHz	200 MHz	400 MHz	
	-22 dB MIN	-17 dB MIN	-15 dB MIN	
COMMON- TO COMMON- MODE REJECTION (SCC21)	30-80 MHz	200 MHz	400 MHz	1000 MHz
	-45 dB MIN	-35 dB MIN	-32 dB MIN	-25 dB MIN
COMMON- TO DIFFERENTIAL- MODE REJECTION (SDS21)	10-30 MHz	100 MHz	200 MHz	1000 MHz
	-60 dB MIN	-47 dB MIN	-40 dB MIN	-38 dB MIN
CURRENT RATING	100 mA MAX			



RECOMMENDED FOOTPRINT



FINAL OUTLINE



SCHEMATIC

ALL DIMENSION ARE SHOWN IN MILLIMETERS.
UNLESS OTHERWISE SPECIFIED,
THE FOLLOWING TOLERANCES APPLY:

X.X = ± 0.1

© Copyright, 2018. Pulse Electronics Corp. All rights reserved. Pulse confidential & proprietary. (03/20/19)

PRODUCT DESCRIPTION	TLA DRAWING	PS DRAWING	SHEET	PART NO.	DATASHEET REV.
COMMON-MODE CHOKE,1000BT1	AE5002-P8	PS-2808.002-D	1 OF 1	AE5002	L