



P2 Edge 80-Pin Adapter Kit (#64018)



The P2 Edge 80-Pin Adapter provides a compact breakout for the P2 Edge Module (#P2-EC), bringing all of the Propeller 2 multicore microcontroller pins to 4 rows of 20-way standard 0.1" pin header pads.

This adapter is supplied as a kit comprising the PCB, vertical edge socket and four 1x20 0.1" pin headers. The kit ships unassembled to provide complete flexibility.

On the PCB topside, the standard connections are marked with white printed lines. All connections are made on the bottom of the PCB for visibility even when the Edge Socket has been installed. This also allows the trace connections to be cut and alternative connections made without needing to remove the Edge Socket.

The top two mounting holes are connected to the top-side copper plane and the two non-connected P2-Edge pads. These holes could be left isolated or connected to a signal or power rail as required.

The bottom two mounting holes are connected to the bottom-side copper plane and the two 5VDC P2-Edge Module Power Input pads.

The 20-pin header spacing is suitable for a breadboard. One possible configuration would be to solder the outer header pins downward, and the inner header pins upward. In this way, the adapter may be plugged into a breadboard, and the upward pins would be accessible to jumper wires.

Another configuration would be to have all the headers pointing upward, and thus use the adapter as a breakout board with jumper wires.


Features

- Vertical socket for the Parallax P2 Edge Module (#P2-EC)
- PCB comes unpopulated for complete flexibility
- Supplied with four 1x20 0.1" male pin headers
- Mounting holes at each corner, with two connected to 5VDC IN and two unconnected

Key Specifications

- Operating temperature: -40 to +185 °F (-40 to +85 °C)
- Mounting holes: 2.4mm diameter
- PCB Dimensions: 2.3 x 0.8 in (58.5 x 20.3 mm)

P2 Edge Socket Pinout (PCB Bottom View)




P1	P3	P5	P7	P9	P11	P13	P15	P17	P19	P21	P23	P25	P27	P29	P31	P33	P35	P37	NC
P0	P2	P4	P6	P8	P10	P12	P14	P16	P18	P20	P22	P24	P26	P28	P30	P32	P34	P36	NC
5V	GND	RESn	V08	P62	P60	P58	P56	V16	P54	P52	P50	P48	V24	P46	P44	P42	P40	V32	P38
5V	GND	GND	V00	P63	P61	P59	P57	V56	P55	P53	P51	P49	V48	P47	P45	P43	P41	V40	P39

Edge Socket Pinout - Bottom View

4x 20way Pin Header Pinouts (PCB Bottom View)

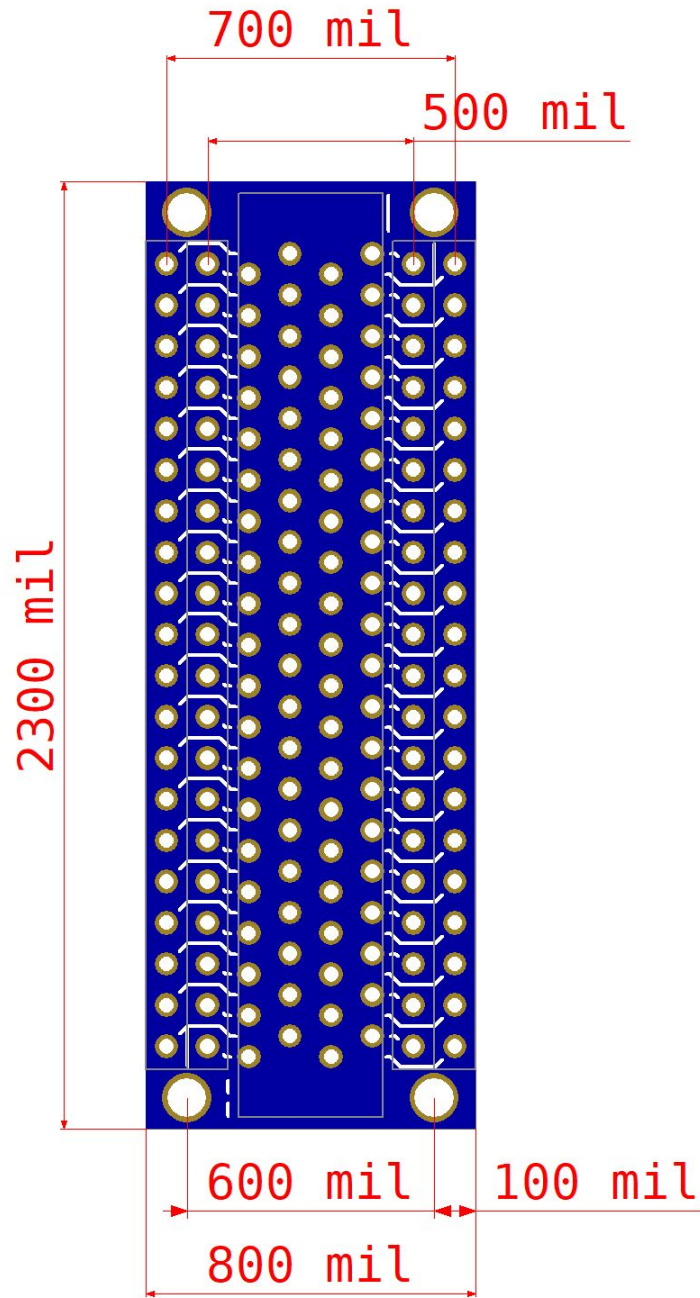
P0	P2	P4	P6	P8	P10	P12	P14	P16	P18	P20	P22	P24	P26	P28	P30	P32	P34	P36	NC
P1	P3	P5	P7	P9	P11	P13	P15	P17	P19	P21	P23	P25	P27	P29	P31	P33	P35	P37	NC



5V	GND	GND	V00	P63	P61	P59	P57	V56	P55	P53	P51	P49	V48	P47	P45	P43	P41	V40	P39
5V	GND	RESn	V08	P62	P60	P58	P56	V16	P54	P52	P50	P48	V24	P46	P44	P42	P40	V32	P38

0.1" Adapter Pinout - Bottom View

Board Dimensions



Revision History

Version 1.0: Original release. Version 1.1: Pinout images updated.