

MICRON LED Tape Light

Beyond LED's Micron Tape Light is an energy-efficient, reliable, compact, and long-lasting product suitable for indoor applications. It is easy to install and operate, as its peel and stick adhesive backing simplifies its mounting and usage. It offers spotless soft light with instant start eliminating shadows and humming. Micron tape light that has a max run of 16 Feet. It is an ideal solution for all indoor applications particularly offices, cabinets, displays, and decorative and creative projects for residential and commercial applications.



Product Features

- Operating temperature: -25°C to 45°C
- Peel and stick adhesive backing simplifies mounting
- 176 LEDs per FT
- 16FT total length per strip
- Integral LED driver, eliminates the need for an external driver or ballast
- Complies with UL safety regulations
- This product is IP20 rated, therefore, it is best suited for indoor applications
- Spotless soft light without shadow
- Environment friendly with no mercury
- Easy to install and operate, with instant and no humming
- Energy saving, long lifespan with 50,000 hour life rating

SKU #	Model #	Watts	Lumens	Length	Lens
153840	BLT-SQ528LC1	50W	5145LM	16 FT	Gel Coated
153841	BLT-SQ528LC1	50W	N/A	16 FT	Gel Coated

SKU Number 153840 Specifications



SKU #	Model #	Watts
General Performance	Model #	BLT-SQ528LC1
	Product Description	Led Strip Light 50W 3000K 16' Double Layer DC24V
	Wattage	50W
	Lumen	Up to 5145LM
	Lumen Efficacy	Up to 102.9LM/W
	Color Temperature	3000K
	CRI (Ra)	>90
	Beam Angle	180 Degree
Electrical	Input Voltage	24V
	Dimming	0-10V dimming standard
Physical	Operating Temperature	-25°C TO 45°C
	Cutable Length	1.97 in
	Strip Width	0.31 in
	Total length per strip	16 FT
Qualification	IP Rating	Best suited for indoor applications (IP20)
	LEDs/FT	176
	SMD Type	COB
	Working hour	50000h
	Warranty	3 Years

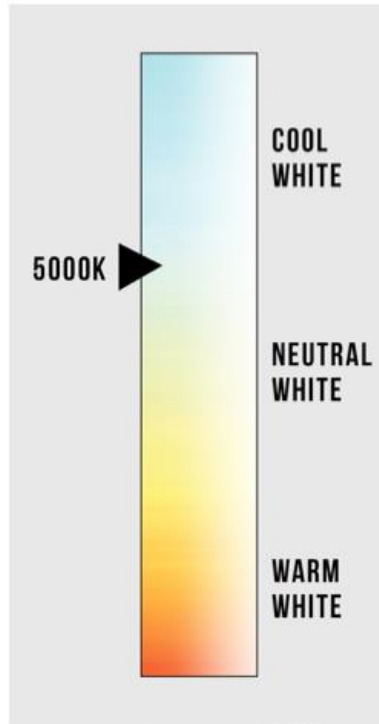


SKU Number 153841 Specifications

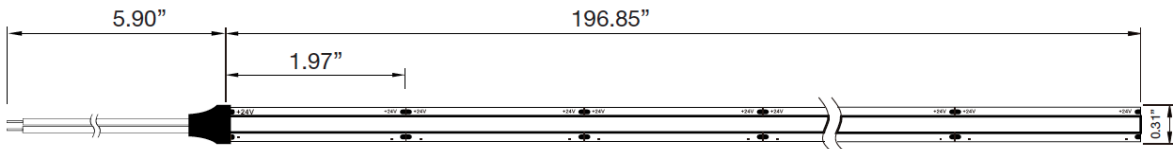


SKU #	Model #	Watts
General Performance	Model #	BLT-SQ528LC1
	Product Description	Led Strip Light 50W Blue 16' Double Layer DC24V
	Wattage	50W
	Lumen	N/A
	Lumen Efficacy	N/A
	Color Temperature	Blue
	CRI (Ra)	>90
	Beam Angle	180 Degree
Electrical	Input Voltage	24V
	Dimming	0-10V dimming standard
Physical	Operating Temperature	-25°C TO 45°C
	Cutable Length	1.97 in
	Strip Width	0.31 in
	Total length per strip	16 FT
Qualification	IP Rating	Best suited for indoor applications (IP20)
	LEDs/FT	176
	SMD Type	COB
	Working hour	50000h
	Warranty	3 Years

Correlated Color Temperature (CCT)

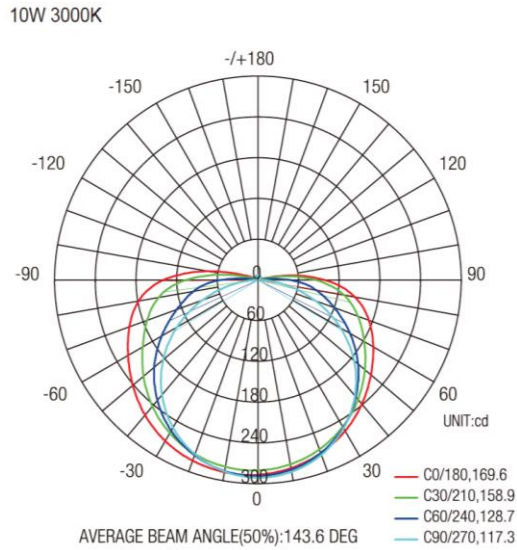


Dimensions




Photometric Data for 3.28FT Led Tape Light at 10W

Luminous Intensity Distribution Curve



Illuminance at a Distance




Product Connections



Insert each end of led strips into the end of the connection terminal respectively, make sure the metal clip is in same side as the metal solder pad of led strip.



After completing the insertion, make sure both ends of led strip are tightly connected.




Press the metal clip down with the appropriate force using pliers to ensure that the metal clip is inserted into the appropriate position to complete the connection.



Wiring Connections

Gel Coating



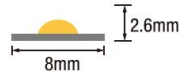
Insert one end of led strip and wire connector into both ends of the connection terminal respectively to ensure that the metal clip is on the same side as the metal solder pad of led strip.



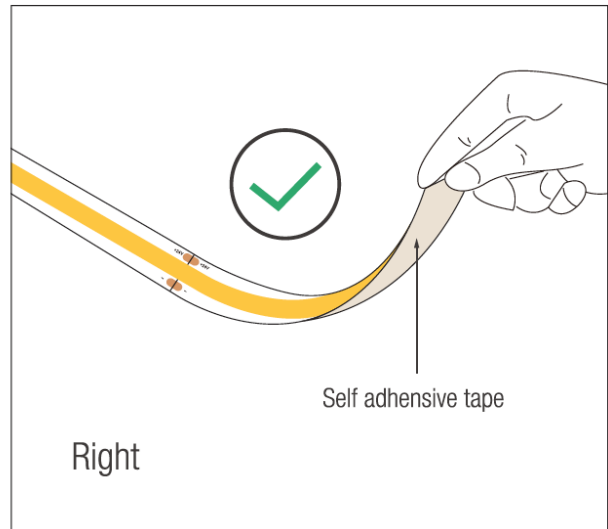
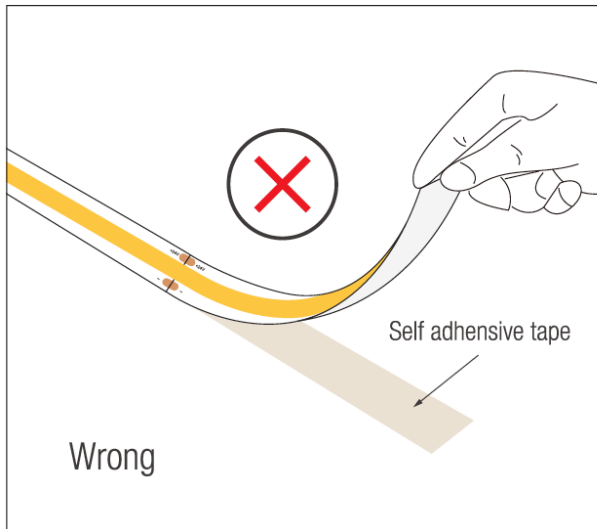
Meanwhile make sure both ends are closely connected, press the metal clip down with the appropriate force using pliers to ensure that the clip is inserted into the appropriate position to complete the connection.



IP20



Caution

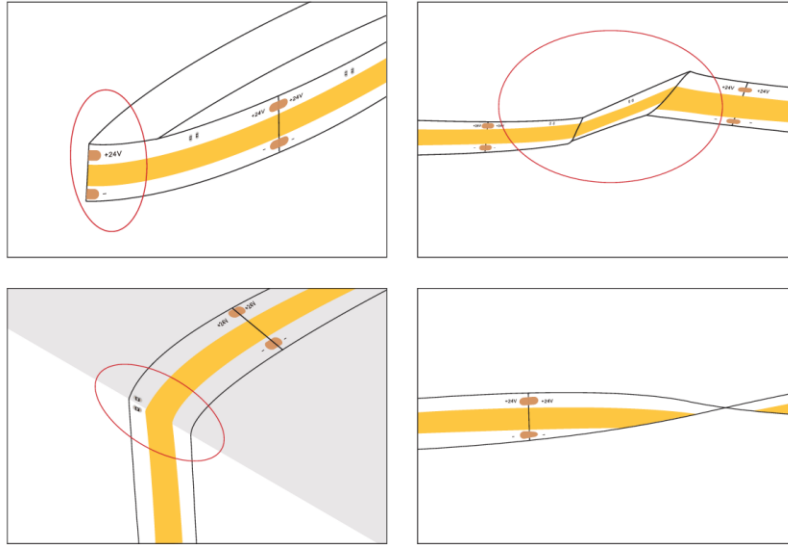


If the led strip needs to be torn upwards, please make sure that the self adhesive tape is torn with the led strip, else the led strip would be damaged.

Distortion (Wrong)

Note: The led strip can be bent, but not distorted.

LED strips are low voltage products, you must use the power supply (transformer). Please do not connect the led strip directly to the AC 100V or AC 220V, else it would burn out the LED strip.

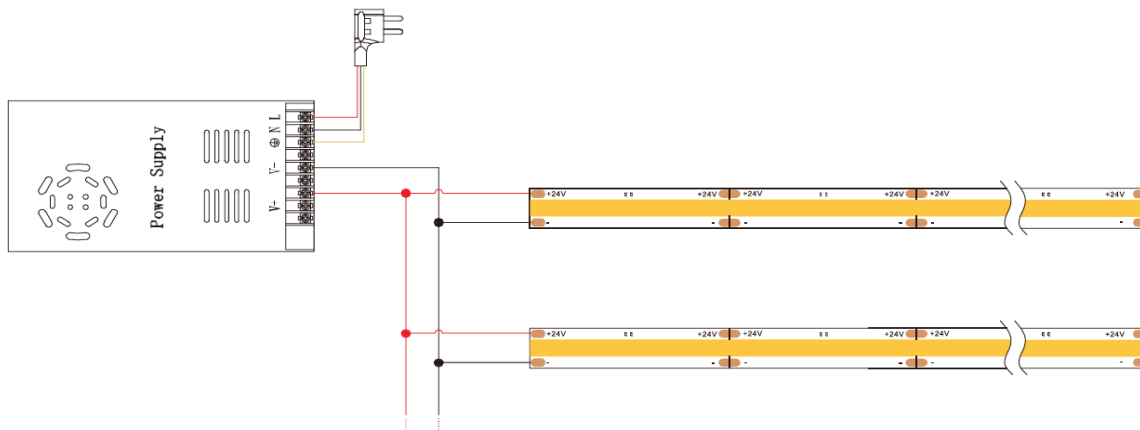
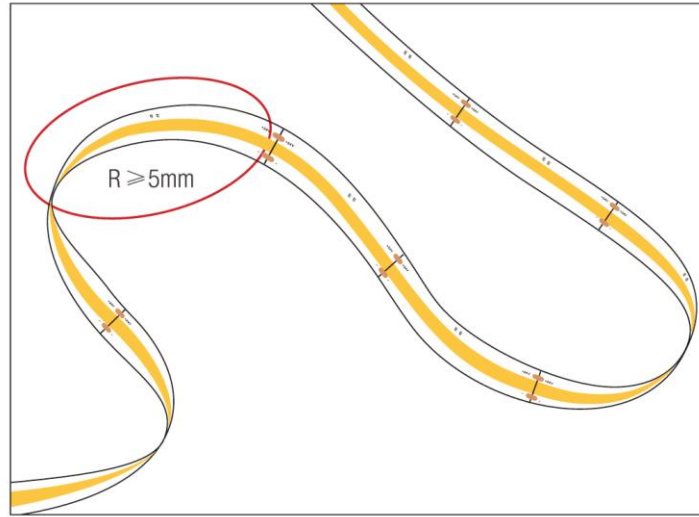


Bend (Right)

Clean up the installation surface, it will ensure the reliability of the adhesive, the electrical connection process must be operated by a professional person.



Wiring Diagram

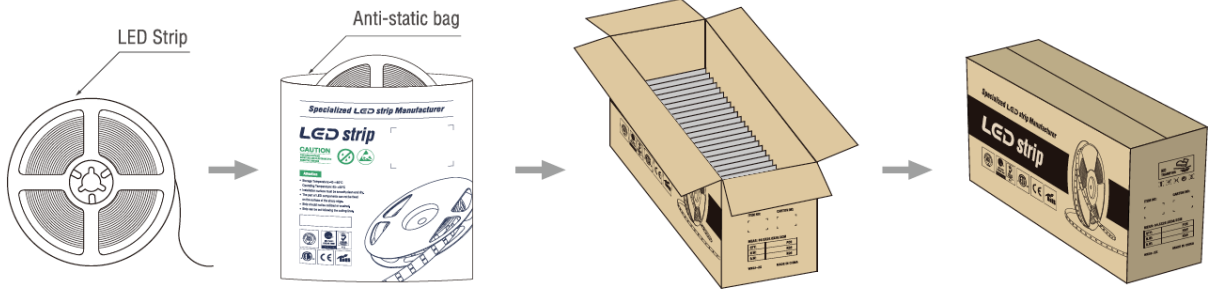


Packaging

Bracket Type	Size	Qty/Box	G.W./Box
Outer box	19.50 X 17.72 X 8.46 in	32 PCS	21.12 lbs
Inner box	6.30 X 6.30 X 2.36 in	1PC	0.66 lbs

Tolerance of Carton Size: ±15 MM, Tolerance of Weight: ±10%.

Outer Box



Application



Safety Precautions

To reduce the risk of death, personal injury or property damage from fire, electric shock, falling parts, cuts/abrasions, and other hazards read all warnings and instructions included with and on the fixture box and all fixture labels. Before installing, servicing, or performing routine maintenance upon this equipment, follow these general precautions. Commercial installation, service and maintenance of luminaires should be performed by a qualified licensed electrician.

For the installation: If you are unsure about the installation or maintenance of the luminaires, consult a qualified licensed electrician and check your local electrical code. To prevent wiring damage or abrasion, do not expose wiring to edges of sheet metal or other sharp objects. Do not make or alter any open holes in an enclosure of wiring or electrical components during kit installation.

WARNING: RISK OF FIRE OR ELECTRICAL SHOCK

Turn off electrical power at fuse or circuit breaker box before wiring fixture to the power supply. Turn off the power when you perform any maintenance. Verify that supply voltage is correct by comparing it with the luminaire label information. Make all electrical and grounded connections in accordance with the National Electrical Code and any applicable local code requirements. All wiring connections should be capped with UL approved wire connectors.

CAUTION: RISK OF INJURY

Avoid direct eye exposure to the light source while it is on. Account for small parts and destroy packing material, as these may be hazardous to children.

Warranty

3 Year Warranty.