



# PRODUCT INFORMATION LETTER

---

PIL CRP/14/8400  
Dated 20 Mar 2014

---

**New Cover Tape Sumitomo - Muar Assembly Plant**

Sales Type/product family label	NA
Type of change	Package assembly material change
Reason for change	Improved tensile strength and better Visual Inspection
Description	Replacement of existing cover tape (Reference: CP21) used for tape & reel packing by a new one supplied by SUMITOMO (Reference: CSL-Z7302) for QFP, SOIC, TSSOP and QFN packages. Sumitomo cover tape is already qualified and used since 2010 on PSO, PSSO, and BGA package families, and on TQFP and HIQUAD packages since 2011. Note: No change on specification limits for "Peel Strength" parameter, controlled on manufacturing lines.
Forecasted date of implementation	01-Nov-2014
Forecasted date of samples for customer	17-Mar-2014
Forecasted date for <b>STMicroelectronics</b> change Qualification Plan results availability	13-Mar-2014
Involved ST facilities	Muar Assembly Plant

## DOCUMENT APPROVAL

Name	Function
Livache, Veronique	Corporate Quality Manager
Low, Patrick	Process Owner

## SUMITOMO Cover tape - Muar Assembly Plant

### WHAT is the change:

Replacement of existing cover tape (Reference: CP21) used for tape & reel packing by a new one supplied by SUMITOMO (Reference: CSL-Z7302) for QFP, SOIC, TSSOP and QFN packages.

Sumitomo cover tape is already qualified and used since 2010 on PSO, PSSO, and BGA package families, and on TQFP and HIQUAD packages since 2011.

*Note: No change on specification limits for “Peel Strength” parameter, controlled on manufacturing lines.*

### WHY :

The cover tape CSL-Z7302 supplied by SUMITOMO has a better tensile strength, and allows a better and simplified visual Inspection.

	CPAK/PCT (current)	Sumitomo (New)	Comment
Tensile strength	68MPa	92MPa	CSL-Z7302 Better tensile strength
Transparency	Milky 	Semi-transparent 	CSL-Z7302 with better visibility for Visual Inspection

### HOW will the change be qualified:

CSL-Z7302 Sumitomo cover tape implementation is following a working plan, detailed below.

#### **Phase 1 – Preparation and risk assessment**

- Risk assessment (Appendix 1)

#### **Phase 2 – Qualification Execution**

- Qualification & Workability validation (Qualification results in Appendix 2)

#### **Phase 3 – Cover Tape Conversion**

### IMPACT OF THE CHANGE:

No impacts on **Fit and Function** of the parts with new cover tape.

No impact on **Form** of the parts, but change is visible on packing.

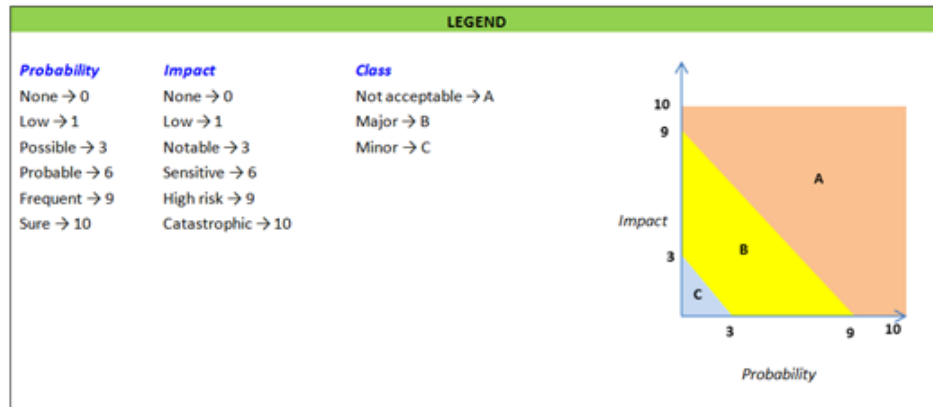
### How will this change be identified:

Current cover tape CP21 is “milky”.

The new cover tape is semi-transparent.

## Appendix 1: Risk Assessment

#	Risks identified	Potential risk resulting from	Before Action			Considered Action	Who	When	Status	After Action		
			Prob.	Impact	Class					Prob.	Impact	Class
1	Torn Tape	Customer <u>detaping</u>	6	6	A	Fast pull test and peel test	Plant	ww'42	Done	1	1	C
2	Cover tape residue at carrier tape	Customer <u>detaping</u>	6	6	A	Fast pull test and peel test	Plant	ww'42	Done	1	1	C



**Note:**

- Any risk classified as A/B should be taken relevant effective actions to decrease occurrence frequency or enhance detectability.
- After actions taken, the maximum of **[Prob. X Impact]** should be not greater than 20 (Class A). (B)  $Prob. \times Impact \leq 20$ , C)  $Prob. \times Impact \leq 20$

## **Appendix 2: Qualification execution and results**

### **1) Peel tests**

Conclusions: Sumitomo CSL-Z7302 cover tapes passed all peel tests and pull tests.

#### Summary Table

CP21: current cover Tape

CSL-Z7302: new SUMITOMO cover Tape





	Package	Machine	Carrier tape	Cover tape	Evaluation results
9.2mm	BGA5x5	MIT	SPK	CP21	Fail
9.2mm	BGA5x5	MIT	SPK	CSL-Z7302	Pass
9.2mm	QFN5x5	STI	SPK	CP21	Pass
9.2mm	QFN5x5	STI	SPK	CSL-Z7302	Pass
13.3mm	SO16L	TMBZ	CPAK	CP21	Pass
13.3mm	SO16L	TMBZ	CPAK	CSL-Z7302	Pass
13.3mm	TSSOP38	ESI	PCT	CP21	Pass
13.3mm	TSSOP38	ESI	PCT	CSL-Z7302	Pass
21.0mm	TQ10	STI	PEAK	CP21	Pass
21.0mm	TQ10	STI	PEAK	CSL-Z7302	Pass

2) **Process control results (“Peel Strength” parameter)**





“Peel strength” parameter results are better controlled with Sumitomo cover tape, because showing a better distribution (range of min/max results and standard deviation are improved). Results given below on:

- BGA 5x5
- QFN 5x5
- SO16
- TQFP10x10

- Package : BGA5x5
- Machine : MIT
- Carrier tape supplier : SPK
- Cover tape width : 9.2mm





	Current (CP21)	New (CSL-Z7302)
Temperature	165	190
Pressure	0.25MPa	0.25MPa
Peel test results (Spec limit: 10~130gf)	Min: 43      Range: 43 Max: 86      Std dev: 6.6 	Min: 32      Range: 21 Max: 54      Std dev: 4.0 
Pull test results (requirement: no torn tape)	Torn tape 	No torn tape 
Results	Fail	Pass

- Package : QFN5x5
- Machine : STI
- Carrier tape supplier : SPK
- Cover tape width : 9.2mm


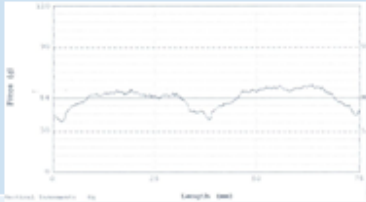


	Current (CP21)	New (CSL-Z7302)
Temperature	152	155
Pressure	2.8MPa	2.8MPa
Peel test results (Spec limit: 10~130gf)	Min: 39      Range: 60 Max: 88      Std dev: 11 	Min: 37      Range: 35 Max: 72      Std dev: 9 
Pull test results (requirement: no torn tape)	No torn tape 	No torn tape 
Results	Pass	Pass



- Package : SO16L
- Machine : ISMECA- TMBZ
- Carrier tape supplier : CPAK
- Cover tape width : 13.3mm

	Current (CP21)	New (CSL-Z7302)
Temperature	165	175
Pressure	0.54MPa	0.54MPa
Peel test results (Spec limit: 10~130gf)	Min: 34      Range: 37 Max: 71      Std dev: 8.2 	Min: 44      Range: 27 Max: 71      Std dev: 5.2 
Pull test results (requirement: no torn tape)	No torn tape 	No torn tape 
Results	Pass	Pass

- Package : TQ10x10
- Machine : STI
- Carrier tape supplier : PEAK
- Cover tape width : 21.0mm

	Current (CP21)	New (CSL-Z7302)
Temperature	187	187
Pressure	3.5MPa	3.5MPa
Peel test results (Spec limit: 10~130gf)	Min: 35      Range: 34 Max: 70      Std dev: 8	Min: 36      Range: 27 Max: 63      Std dev: 7
		
Pull test results (requirement: no torn tape)	No torn tape 	No torn tape 
Results	Pass	Pass

**Please Read Carefully:**

Information in this document is provided solely in connection with ST products. STMicroelectronics NV and its subsidiaries ("ST") reserve the right to make changes, corrections, modifications or improvements, to this document, and the products and services described herein at any time, without notice.

All ST products are sold pursuant to ST's terms and conditions of sale.

Purchasers are solely responsible for the choice, selection and use of the ST products and services described herein, and ST assumes no liability whatsoever relating to the choice, selection or use of the ST products and services described herein.

No license, express or implied, by estoppel or otherwise, to any intellectual property rights is granted under this document. If any part of this document refers to any third party products or services it shall not be deemed a license grant by ST for the use of such third party products or services, or any intellectual property contained therein or considered as a warranty covering the use in any manner whatsoever of such third party products or services or any intellectual property contained therein.

**UNLESS OTHERWISE SET FORTH IN ST'S TERMS AND CONDITIONS OF SALE ST DISCLAIMS ANY EXPRESS OR IMPLIED WARRANTY WITH RESPECT TO THE USE AND/OR SALE OF ST PRODUCTS INCLUDING WITHOUT LIMITATION IMPLIED WARRANTIES OF MERCHANTABILITY, FITNESS FOR A PARTICULAR PURPOSE ( AND THEIR EQUIVALENTS UNDER THE LAWS OF ANY JURISDICTION ), OR INFRINGEMENT OF ANY PATENT, COPYRIGHT OR OTHER INTELLECTUAL PROPERTY RIGHT.**

**ST PRODUCTS ARE NOT DESIGNED OR AUTHORIZED FOR USE IN: (A) SAFETY CRITICAL APPLICATIONS SUCH AS LIFE SUPPORTING, ACTIVE IMPLANTED DEVICES OR SYSTEMS WITH PRODUCT FUNCTIONAL SAFETY REQUIREMENTS; (B) AERONAUTIC APPLICATIONS; (C) AUTOMOTIVE APPLICATIONS OR ENVIRONMENTS, AND/OR (D) AEROSPACE APPLICATIONS OR ENVIRONMENTS. WHERE ST PRODUCTS ARE NOT DESIGNED FOR SUCH USE, THE PURCHASER SHALL USE PRODUCTS AT PURCHASER'S SOLE RISK, EVEN IF ST HAS BEEN INFORMED IN WRITING OF SUCH USAGE, UNLESS A PRODUCT IS EXPRESSLY DESIGNATED BY ST AS BEING INTENDED FOR "AUTOMOTIVE, AUTOMOTIVE SAFETY OR MEDICAL" INDUSTRY DOMAINS ACCORDING TO ST PRODUCT DESIGN SPECIFICATIONS. PRODUCTS FORMALLY ESCC, QML OR JAN QUALIFIED ARE DEEMED SUITABLE FOR USE IN AEROSPACE BY THE CORRESPONDING GOVERNMENTAL AGENCY.**

**RESTRICTIONS OF USE AND CONFIDENTIALITY OBLIGATIONS:**

**THIS DOCUMENT AND ITS ANNEXES CONTAIN ST PROPRIETARY AND CONFIDENTIAL INFORMATION. THE DISCLOSURE, DISTRIBUTION, PUBLICATION OF WHATSOEVER NATURE OR USE FOR ANY OTHER PURPOSE THAN PROVIDED IN THIS DOCUMENT OF ANY INFORMATION CONTAINED IN THIS DOCUMENT AND ITS ANNEXES IS SUBMITTED TO ST PRIOR EXPRESS AUTHORIZATION. ANY UNAUTHORIZED REVIEW, USE, DISCLOSURE OR DISTRIBUTION OF SUCH INFORMATION IS EXPRESSLY PROHIBITED.**

Resale of ST products with provisions different from the statements and/or technical features set forth in this document shall immediately void any warranty granted by ST for the ST product or service described herein and shall not create or extend in any manner whatsoever, any liability of ST.

ST and the ST logo are trademarks or registered trademarks of ST in various countries.

Information in this document supersedes and replaces all information previously supplied.

The ST logo is a registered trademark of STMicroelectronics. All other names are the property of their respective owners

© 2014 STMicroelectronics - All rights reserved.

STMicroelectronics group of companies

Australia - Belgium - Brazil - Canada - China - Czech Republic - Finland - France - Germany - Hong Kong - India - Israel - Italy - Japan - Malaysia - Malta - Morocco - Philippines - Singapore - Spain - Sweden - Switzerland - United Kingdom - United States of America

[www.st.com](http://www.st.com)

