

SPECIFICATION CONTROL DRAWING

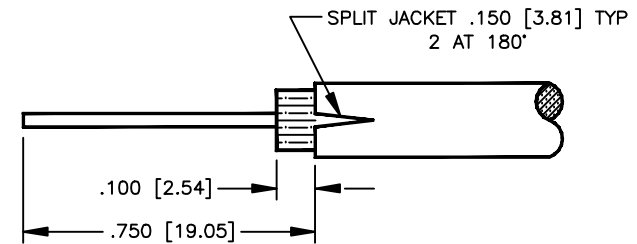
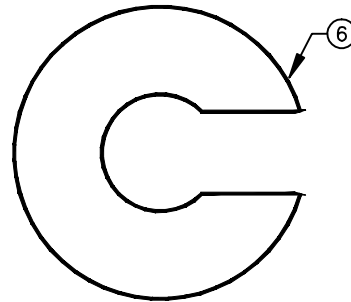
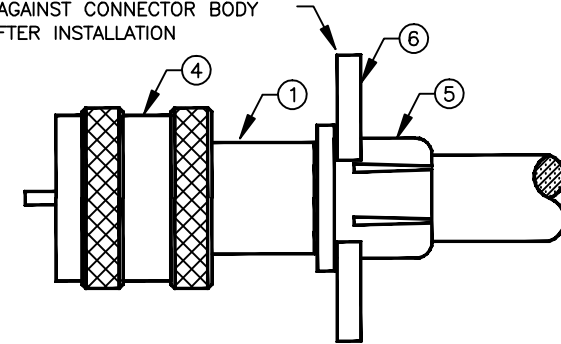
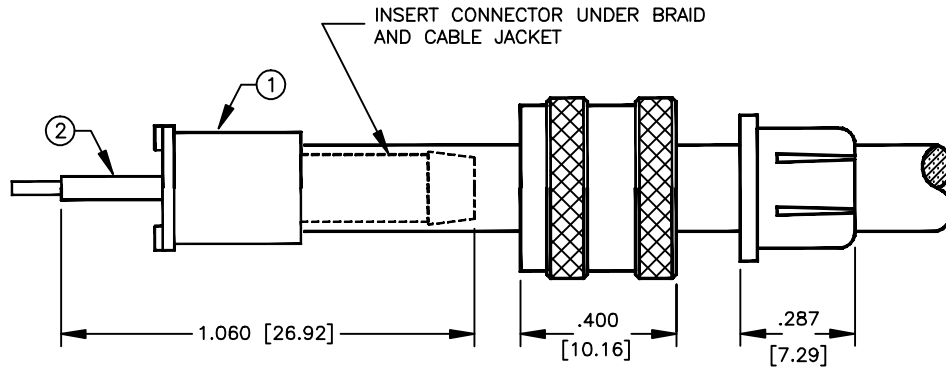
THIS DRAWING CONTAINS INFORMATION PROPRIETARY TO RF INDUSTRIES, LTD. ANY UNAUTHORIZED USE OF THIS DRAWING IS EXPRESSLY PROHIBITED. ANY VIOLATION IS PUNISHABLE UNDER U.S. COPYRIGHT LAWS.

| REV | DESCRIPTION | DWN | DATE | APPROVED |
|-----|--|-----|---------|----------|
| A1 | ENGINEERING RELEASE | PB | 9/23/92 | J. BENZ |
| B1 | CHANGE TO CONTROL DRAWING \ RPLS DWG #7712 | PB | 11/5/92 | J. BENZ |
| C | ADD DIELECTRIC CALL OUTS \ STANDARDIZE | KMM | 3/21/95 | R. RICE |
| D | CHANGE SHELL ID [#4] \ CHANGE PIN ID [#2] | KMM | 1/12/98 | R. RICE |

000000

ALL DIMENSIONS ARE REFERENCE ONLY

USE INSTALLATION TOOL TO PUSH FERRULE FORWARD UNTIL IT BUTTS AGAINST CONNECTOR BODY REMOVE TOOL AFTER INSTALLATION



SUGGESTED STRIPPING INSTRUCTIONS
CRIMP CONTACT W/ .052 DIE

SPECIFICATIONS:

IMPEDANCE: 50 OHMS
 WORKING VOLTAGE: 335 VRMS @ SEA LEVEL
 FREQUENCY RANGE: 0-2.5 GHz
 INSERTION LOSS: ≤ -0.2 dB @ 2 GHz
 VSWR MAX: 1.25:1 @ 2 GHz
 FOR RG-58, 58A, 58C, 141, 141A, 400/U, BELDEN 8240, 8259, 8262, 9201, 9203, 9310, 9311, COMM/SCOPE 0268 & CUSHCRAFT ULTRALINK TL92463E

DIMENSIONS ARE IN INCHES AND [MILLIMETERS]

UNLESS OTHERWISE NOTED TOLERANCES ARE:

DECIMALS DIAMETER

DRAWN K. MAXWELL 1/12/98

CHECKED

ORJ DRAWN P. BREAUX 9/23/92

APPROVALS DATE

RFconnectors
 DIVISION OF RF INDUSTRIES, LTD.

7610 MIRAMAR RD
 SAN DIEGO, CA 92126
 (619)549-6340
 (619)549-6345 FAX

RFU-600

MINI UHF MALE W/ PUSH ON FERRULE

| SIZE | CABLE GROUP | DWG NO. | REV |
|------------|-------------|------------------|--------------|
| A | C | 7813 | D |
| SCALE: 2:1 | | CAD FILE 13ARC B | SHEET 1 OF 1 |

| ITEM | DESCRIPTION | QTY | MATERIAL | FINISH |
|------|-------------------|-----|----------|--------|
| 6 | INSTALLATION TOOL | 1 | PHENOLIC | NONE |
| 5 | FERRULE | 1 | BRASS | NICKEL |
| 4 | SHELL | 1 | BRASS | NICKEL |
| 3 | DIELECTRIC | 1 | PTFE | NONE |
| 2 | PIN | 1 | BRASS | SILVER |
| 1 | BODY | 1 | BRASS | NICKEL |