

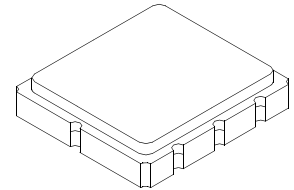


AEC-Q200

This component was always RoHS compliant from the first date of manufacture.

RF3355C

**390.0 MHz
SAW Filter**



**SM5050-8 Case
5 x 5**

- **Ideal Front-End Filter for Wireless Receivers**
- **Low-Loss, Coupled-Resonator Quartz Design**
- **Simple External Impedance Matching**
- **Complies with Directive 2002/95/EC (RoHS)**
- **Tape and Reel Standard per ANSI/EIA-481**



The RF3355C is a low-loss, compact, and economical surface-acoustic-wave (SAW) filter designed to provide front-end selectivity in 390 MHz receivers. Receiver designs using this filter include superhet with 10.7 MHz or 500 kHz IF, direct conversion and superregen. Typical applications of these receivers are wireless remote-control and security devices.

This coupled-resonator filter (CRF) uses selective null placement to provide suppression, typically greater than 40 dB, of the LO and image spurious responses of superhet receivers with 10.7 MHz IF. RFMi's advanced SAW design and fabrication technology is utilized to achieve high performance and very low loss with simple external impedance matching.

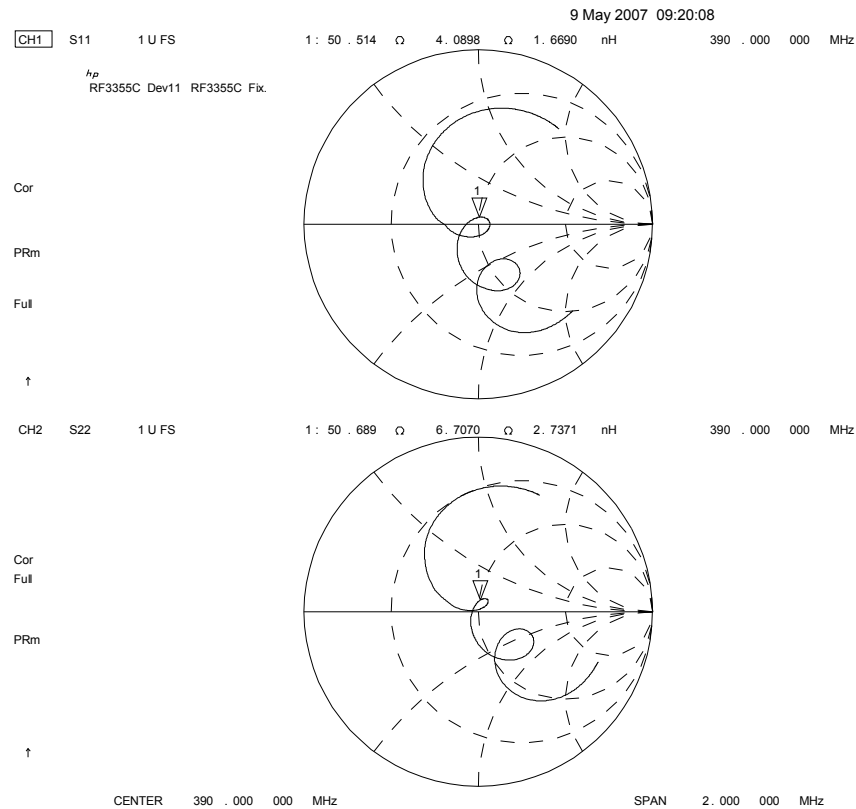
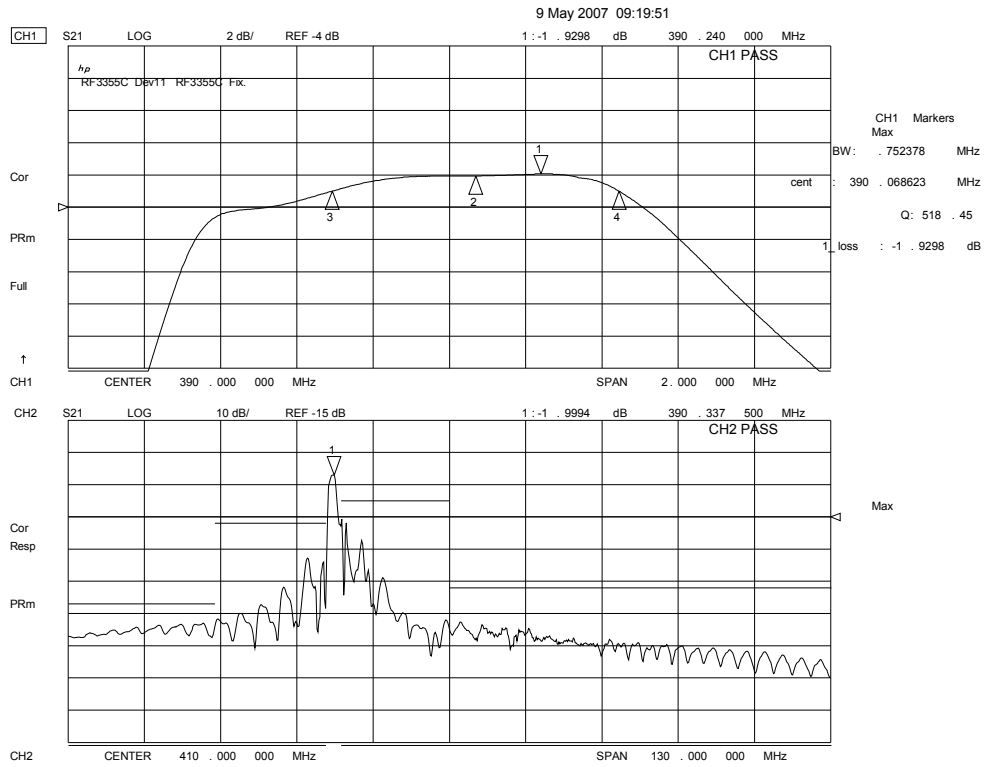
Characteristic	Sym	Notes	Minimum	Typical	Maximum	Units
Center Frequency at 25°C Absolute Frequency	f_C			390.0		MHz
Tolerance from 390.0 MHz	Δf_C				± 100	kHz
Minimum Insertion Loss 389.82 -390.22 MHz	IL_{min}			2.0	4.0	dB
Passband (relative to IL_{min})				1.5	3.0	dB
				2.0	6.0	
Passband (relative to IL_{min})	BW_3		500	1100		kHz
Attenuation: (relative to IL_{min})						dB
0 - 345 MHz			45	50		
345 - 370 MHz			40	45		
370 - 388.94 MHz			15	25		
391.5 - 410 MHz			8	13		
410 - 475 MHz			35	45		
475 - 1000 MHz			45	55		
Impedance at F_C ; Input $Z_{IN}=R_{IN}/C_{IN}$				344 Ω // 4.9pF		
Output $Z_{OUT}=R_{OUT}/C_{OUT}$				344 Ω // 4.9pF		
Turnover To				25		°C
Frequency Aging Absolute Value During the First Year				≤ 10 ppm/yr Typical		
Lid Symbolization (in addition to Lot and/or Date Codes)				736, YWWS		
Standard Reel Quantity				500 Pieces/Reel		
	Reel Size 7 Inch			3000 Pieces/Reel		
	Reel Size 13 Inch					



CAUTION: Electrostatic Sensitive Device. Observe precautions for handling.

NOTES:

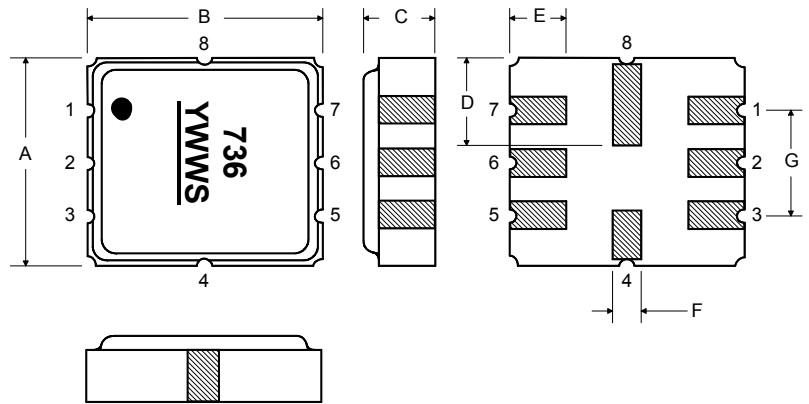
1. The design, manufacturing process, and specifications of this device are subject to change.
2. US or International patents may apply.



Rating	Value	Units
Input Power Level	10	dBm
DC Voltage	12	VDC
Storage Temperature	-45 to +85	°C
Operating Temperature	-35 to +85	°C
Soldering Temperature	(10 seconds / 5 cycles max.)	260 °C

Electrical Connections

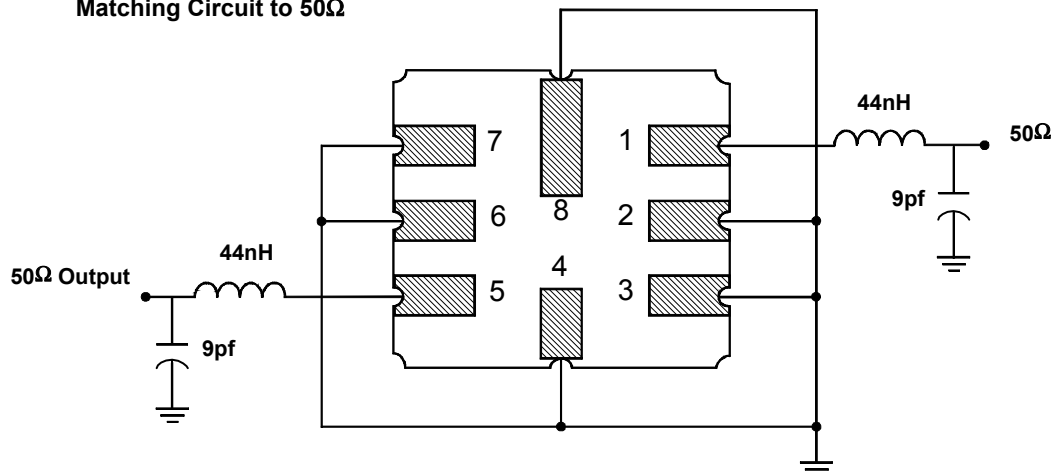
Pin	Connection
1	Input
2	Input Ground
3	to be Grounded
4	Case Ground
5	Output
6	Output Ground
7	to be Grounded
8	Case Ground



Case Dimensions

Dimension	mm			Inches		
	Min	Nom	Max	Min	Nom	Max
A	4.8	5.0	5.2	0.189	0.197	0.205
B	4.8	5.0	5.2	0.189	0.197	0.205
C			1.7			0.067
D		2.08			0.082	
E		1.17			0.046	
F		0.64			0.025	
G	2.39	2.54	2.69	0.094	0.100	0.106

Matching Circuit to 50Ω



Recommended Reflow Profile

1. Preheating shall be fixed at 150~180°C for 60~90 seconds.
2. Ascending time to preheating temperature 150°C shall be 30 seconds min.
3. Heating shall be fixed at 220°C for 50~80 seconds and at 260°C +0/-5°C peak (10 seconds).
4. Time: 5 times maximum.

