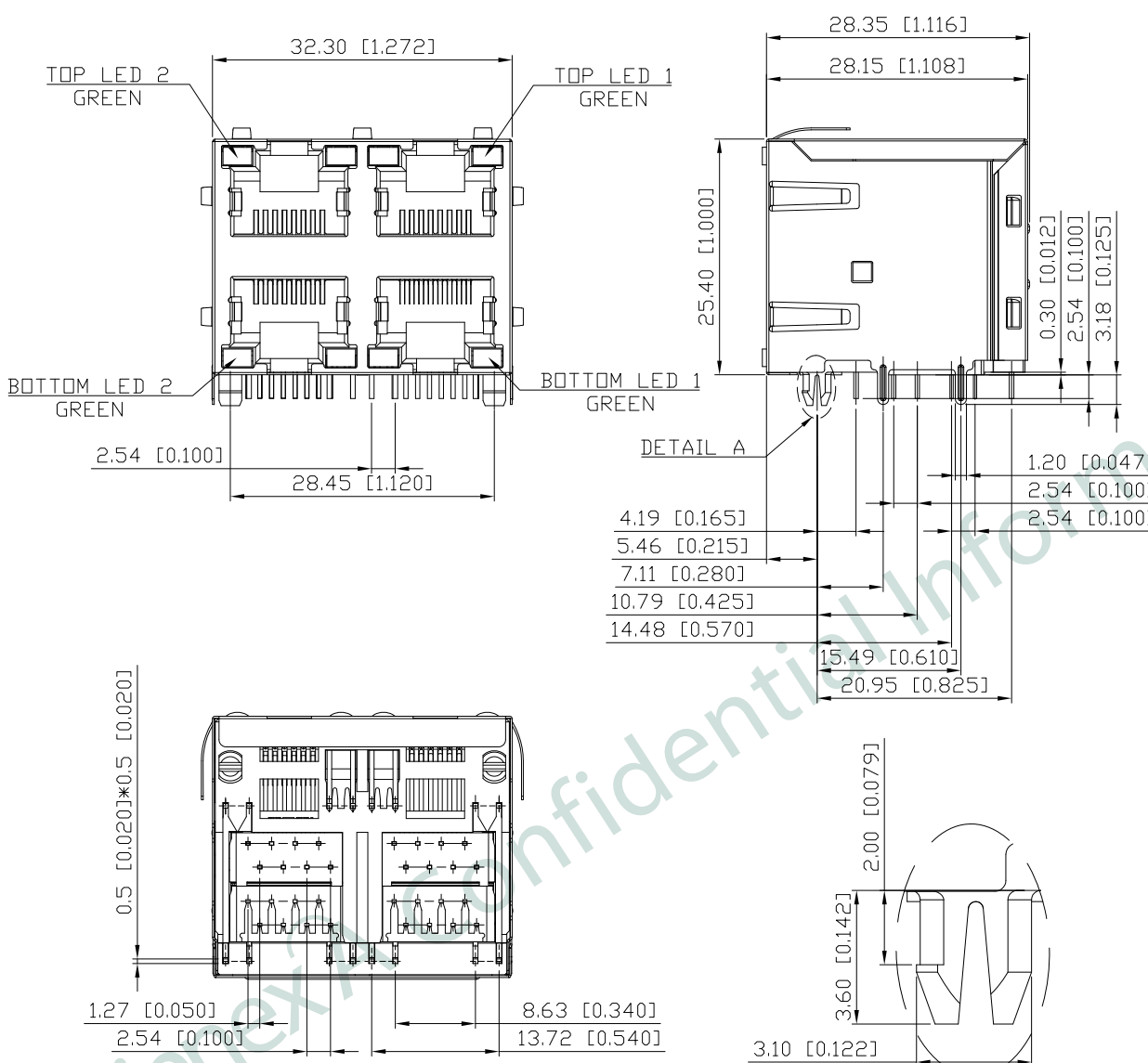


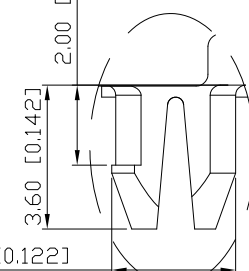
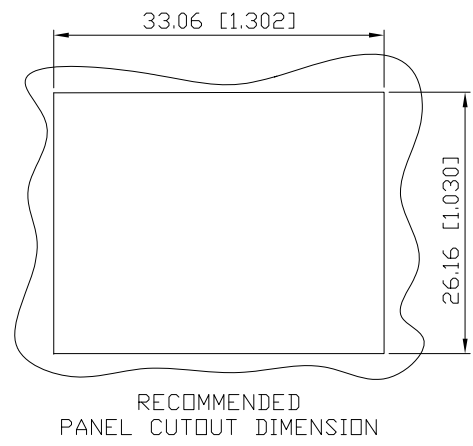
1. MECHANICAL DIMENSIONS :

REV.	DATE	DESCRIPTION
01	Dec. 11 '17	1st RELEASE

A  
B  
C  
D  
E  
F



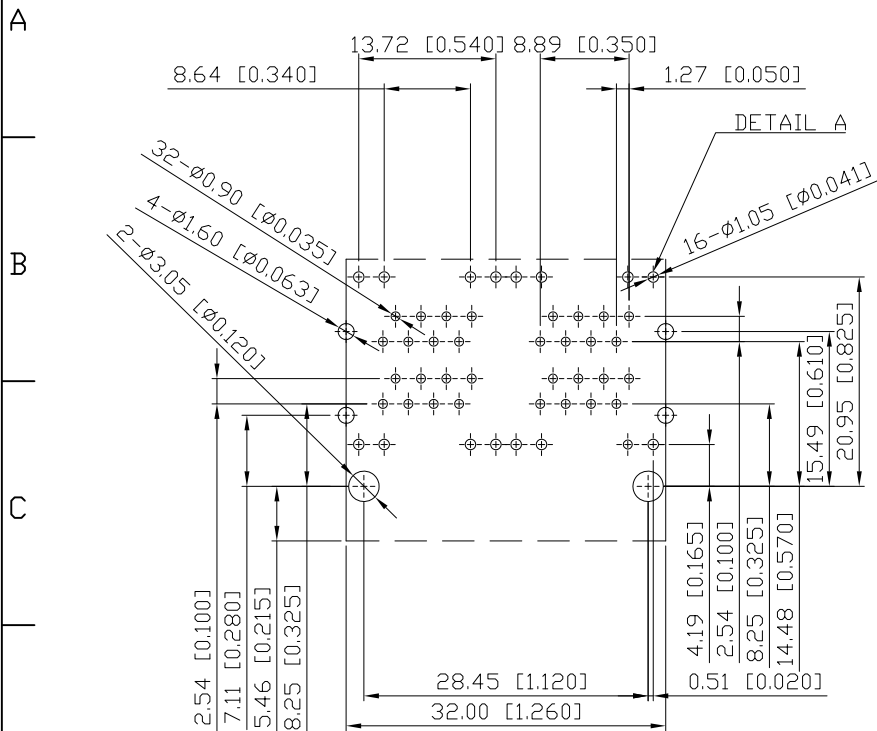
- NOTES:
- MATERIAL:  
HOUSING: HIGH THERMOPLASTIC, UL94V-0, BLACK  
CONTACTS: T=0.35mm PHOS-BRONZE,  
6u" GOLD PLATING ON CONTACT AREA,  
NICKEL UNDERPLATING OVERALL  
SHIELD: COPPER ALLOY, NICKEL PLATING
  - OPERATING TEMPERATURE: -40°C~+85°C
  - INSERTION FORCE: 4 POUNDS MAX.  
EXTRACTION FORCE: 4 POUNDS MAX.
  - DURABILITY: 750 MATING CYCLED MIN.
  - CAVITY CONFORMS TO FCC RULES AND REGULATIONS PART 68,  
SUBPART F.
  - UNSPECIFIED TOLERANCE: .XX ±0.25[0.010]  
.X ±0.35[0.014]



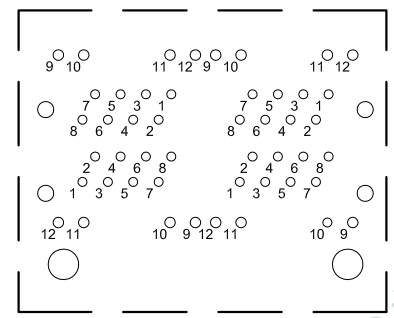
PART NO		KRD-S-22-8-8-5-GDD		
TITLE	RJ45 2X2 8P8C, W/LED, SHIELDED, STACKED TYPE			
REV : 01				
UNIT	DRAWN	CHKD	DATE	SHEET
mm[inch]	CINDY	DANIEL	Dec. 11, '17	1 of 3

ROHS Compliant

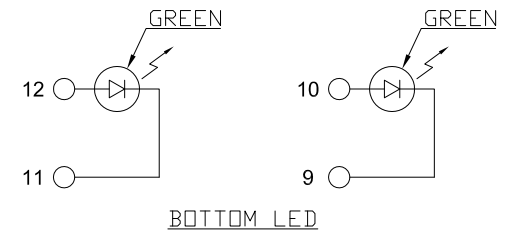
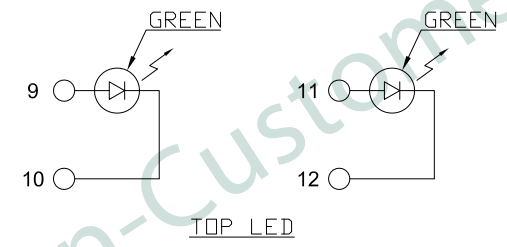
2. PCB LAYOUT :



SUGGESTED PCB LAYOUT  
(TOP VIEW)  
DIMENSIONAL TOLERANCE: .XX ±0.08[0.003]

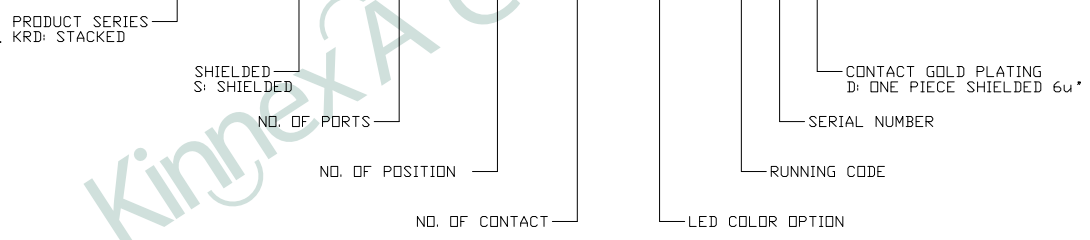


DETAIL A



COLOR	VF(V) @20mA		IV(mcd) @20mA		PEAK WAVE LENGTH λP(nm) @20mA
	TYP	MAX	TYP	TYP	TYP
GREEN	2.2	2.6	10	20	570

KRD-S-22-8-8-5-GDD



PART NO KRD-S-22-8-8-5-GDD				
TITLE	RJ45 2X2 8P8C, W/LED, SHIELDED, STACKED TYPE			
REV : 01				
UNIT	DRAWN	CHKD	DATE	SHEET
mm[inch]	CINDY	DANIEL	Dec. 11, '17	2 of 3

