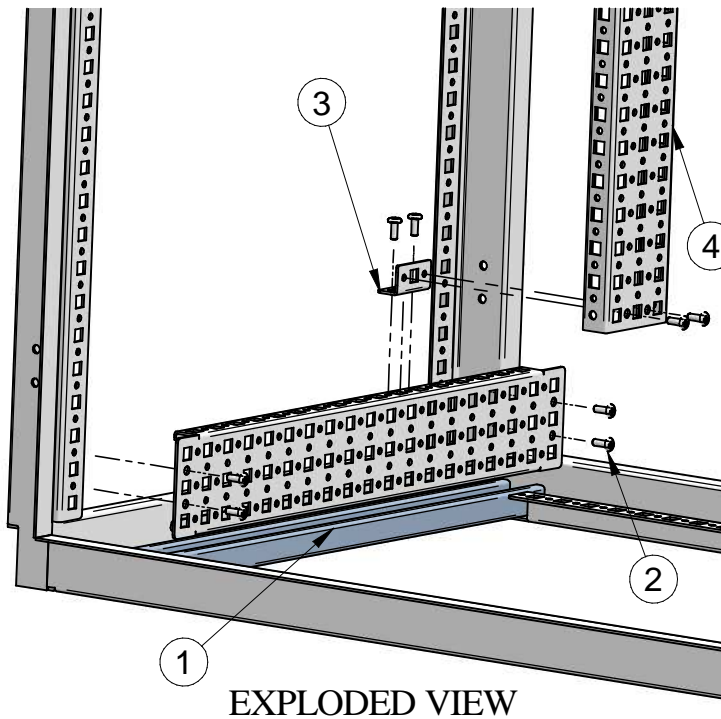


HGV - SERIES

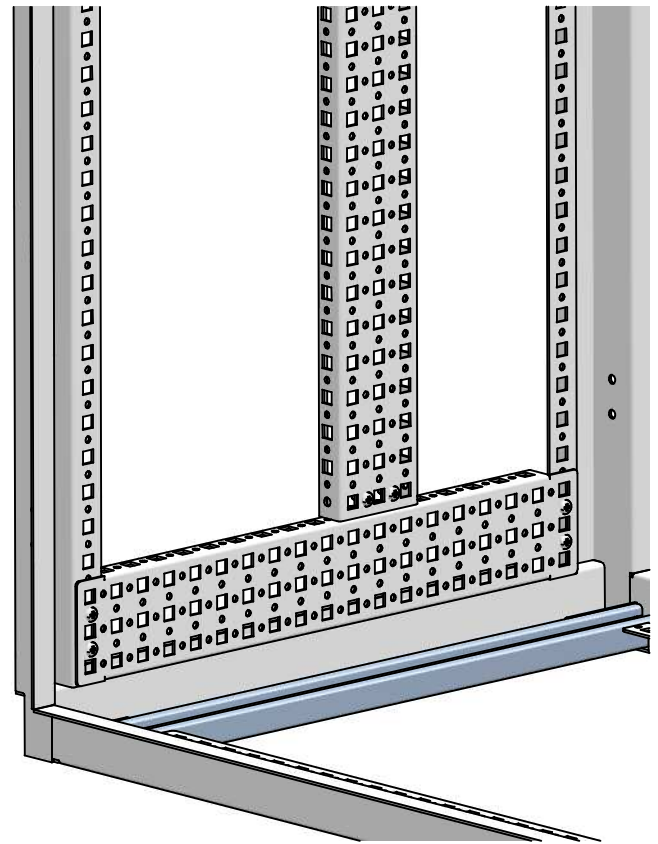
BUL86226

REV. A

ASSEMBLY INSTRUCTIONS FOR HME GRID STRAP



EXPLODED VIEW



ASSEMBLY VIEW

INSTRUCTIONS

A) Install bottom depth straps (item 1) using self tapping screws (item 2).


B) Repeat (step A) but for top depth strap.

C) Install joining bracket (item 3) to top and bottom depth straps using screws (item 2).

D) Align vertical strap (item 4) with top and bottom joining bracket. Install vertical strap to joining bracket using screws (item 2).

*** Depth strap must be installed before installing inerlock system.**

ITEM	DESCRIPTION	QTY
1	Depth Strap	2
2	#12 Self Tapping Screw	16
3	Joining Bracket	2
4	Vertical Strap	1



 **HAMMOND
MANUFACTURING™**
www.hammondmfg.com