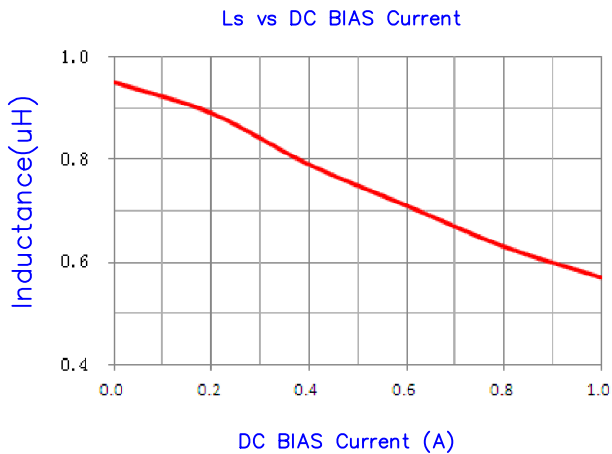
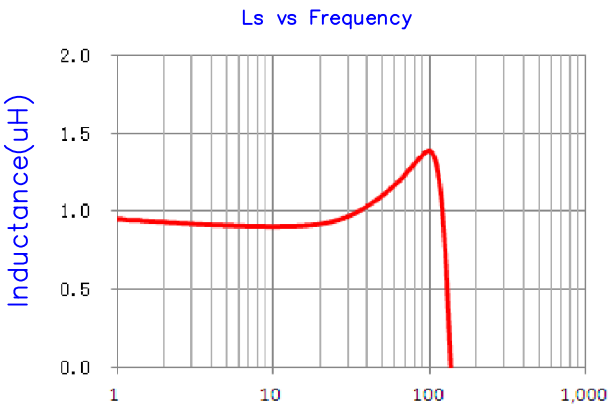
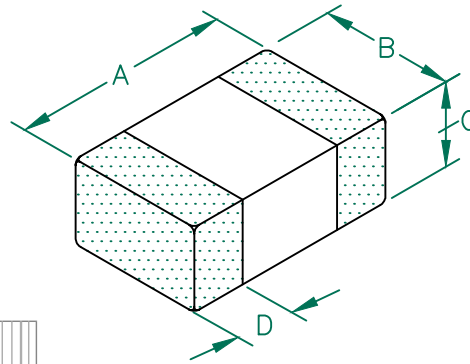


CPI0805H1R0R-10

PHYSICAL DIMENSIONS:

A	2.00 [.079]	+ 0.20 [.008]
B	1.25 [.049]	+ 0.20 [.008]
C	0.90 [.035]	+ 0.10 [.004]
D	0.50 [.020]	+ 0.20 [.008]

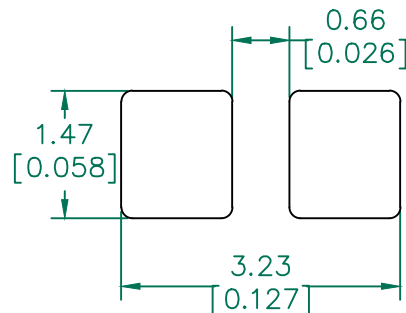


ELECTRICAL CHARACTERISTICS:

	L (μH) @ 1MHz ± 20%	DCR (Ω)	I (Max)
Nom	1.0	—	
Min	0.8	—	
Max	1.2	0.20	800mA

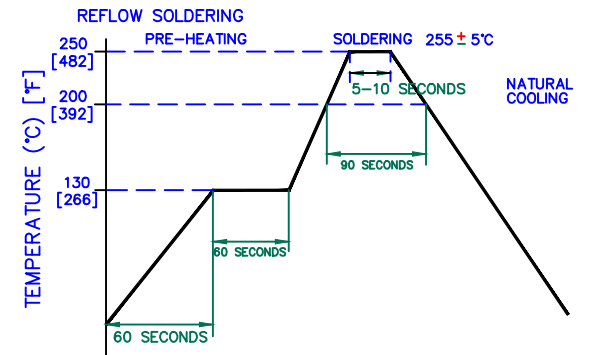
- NOTES: UNLESS OTHERWISE SPECIFIED
- TAPED AND REELED per CURRENT EIA SPECIFICATIONS 7" REELS, 4000 PCS/REEL, PAPER TAPE.
 - TERMINATION FINISH IS 100% MATTE Sn OVER Ni.
 - COMPONENTS SHOULD BE ADEQUATELY PREHEATED BEFORE SOLDERING.
 - I (MAX.) IS BASED ON THE MAXIMUM SUSTAINED CURRENT APPLIED WHILE MAINTAINING A MAXIMUM TEMPERATURE RISE OF 40°C OVER AMBIENT.
 - OPERATION TEMPERATURE TEMP: -55°C~+125°C. (INCLUDING SELF-HEATING)
 - COSMETIC SPECIFICATION REFER TO WI-QA-124.

LAND PATTERNS FOR REFLOW SOLDERING



(For wave soldering, add 0.763 [0.030] to this dimension)

RECOMMENDED SOLDERING CONDITIONS



DIMENSIONS ARE IN mm [INCHES]				This print is the property of Laird Tech. and is loaned in confidence subject to return upon request and with the understanding that no copies shall be made without the written consent of Laird Tech. All rights to design or invention are reserved.		Laird	
				PROJECT/PART NUMBER:	REV	PART TYPE:	DRAWN BY:
C	CHANGE PLASTIC TAPE TO PAPER TAPE	04/17/14	QU	CPI0805H1R0R-10	C	CO-FIRE	QU
B	UPDATE LAIRD LOGO AND NOTES 5	08/05/13	QU	DATE:	03/01/11	SCALE:	NTS
A	ORIGINAL DRAFT	03/01/11	QU	CAD #		TOOL #	
REV	DESCRIPTION	DATE	INT	CPI0805H1R0R-10-A			1 of 1