


ECUE-08-013-T3-FF-01-2



ECUE-12-013-T1-FF-02-1



ECUE SERIES

LOW-PROFILE MICRO FLYOVER™ ASSEMBLY

SPECIFICATIONS

For complete specifications see www.samtec.com?ECUE

Cable:
Eye Speed® 34 AWG twinax,
Eye Speed® 34 AWG
ultra low skew twinax
or Eye Speed® 36 AWG twinax
Signal Routing:
100 Ω Differential
Bend Radius:
(3.18 mm) .125"
RoHS Compliant:
Yes


RECOGNITIONS

For complete scope of recognitions see www.samtec.com/quality

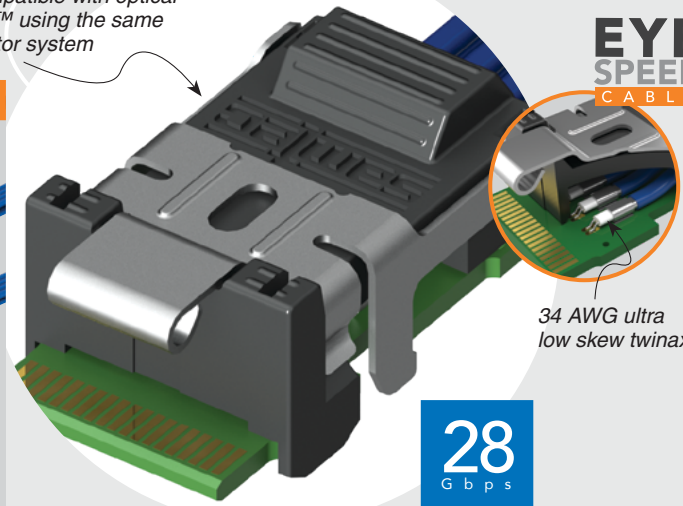


Mates with:
UEC5, UCC8

APPLICATION



Pin compatible with optical FireFly™ using the same connector system



EYE SPEED
CABLE

34 AWG ultra low skew twinax

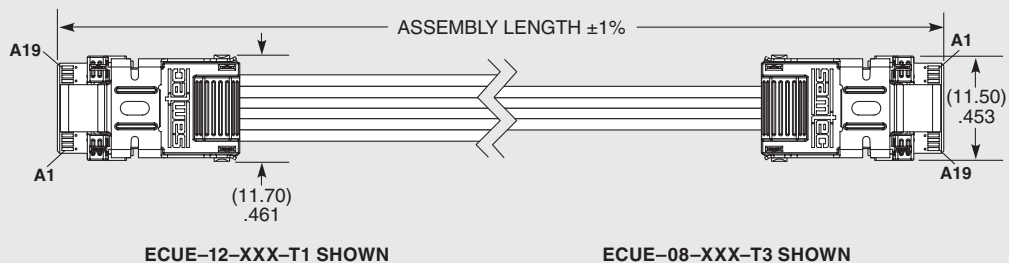
28
Gbps

The UEC5 and UCC8 connectors were designed to work specifically with the FireFly™ flyover™ system. They were not designed for use with mating cards other than those used with FireFly™. For other edge card options, please see samtec.com/edgecard or contact CustomerEngineeringSupport@samtec.com.

ALSO AVAILABLE (MOV Required)

- A selection of connectors for end 2 option

TYPE	NO. OF PAIRS	ASSEMBLY LENGTH	CABLE TYPE	END 2 OPTION	WIRING OPTION	DATA RATE	OPTION
ECUE = Rugged FireFly™ Cable Assembly	-08 = Eight Pair (-T2 & -T3 cable only) -12 = Twelve Pair (-T1 cable only)	-“XXX” = Assembly Length in Centimeters (007 cm to 999 cm)	-T1 = 36 AWG twinax (-12 pairs only) -T2 = 34 AWG twinax (-08 pairs only) -T3 = 34 AWG ultra low skew twinax (-08 pairs only)	-FF = FireFly™ (Mates with UEC5/UCC8)	-01 = Pin A1 to Pin A19 -02 = Pin A1 to Pin B1 -B4 = Pin A1 to Pin B19 (-08 pair only)	-1 = 14 Gbps (-T1 or -T2 only) -2 = 28 Gbps (-T3 only)	Leave blank for standard FireFly™ -D1 = Decoupling Capacitors (only available with -02 & -B4 wire options)



Notes:
Patents pending
All FireFly™ designs, specifications and components are preliminary and subject to change without notice.
Cable lengths longer than 150 cm (59.06") are not supported with S.I. test data.

Due to technical progress, all designs, specifications and components are subject to change without notice.

WWW.SAMTEC.COM

All parts within this catalog are built to Samtec's specifications. Customer specific requirements must be approved by Samtec and identified in a Samtec customer-specific drawing to apply.