

- 1
- 2
- 3
- 4
- 5
- 6
- 7
- 8
- 9
- 10
- 11
- 12
- 13
- 14
- 15
- 16
- 17
- 18

## MATERIAL

High-resistance reinforced phenolic based (PF) Duroplast, black colour, glossy finish.

## INDICATOR HOUSING

Glass-fibre reinforced polyamide based (PA) technopolymer, black colour, matte finish.

## STANDARD EXECUTIONS

Black-oxide steel hub, not drilled.

See table for maximum permissible boring diameter  $d_{max}$  and depth  $p_{max}$ .

- **VR-GXX**: without handle.
- **VR-GXX+I**: with revolving handle I.301+x (see page 664) in Duroplast, black colour, glossy finish.

## INDICATOR CHOICE (TO BE ORDERED SEPARATELY)

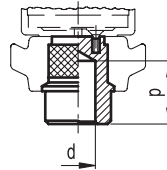
VR-XX three-spoke handwheels can be used with analogue and digital-analogue gravity indicators.

To choose the indicator see the table below for possible assembly with indicators.

See also "Assembly instructions" for gravity indicators (on page 724).

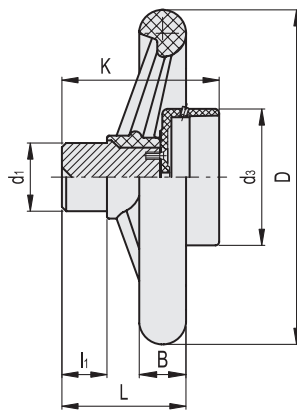
## SPECIAL EXECUTIONS ON REQUEST

Execution with hand reset: the indicator reading can be reset in any position within the positioning range, so that further readings can be referred to the reset point. To reset the reading turn the indicator housing until the two pointers reach the zero position, by keeping the indicator body still. By so doing the relevant position (phase) between the indicator and the handwheel can be changed by a small effort, but enough to avoid any accidental phase displacement.

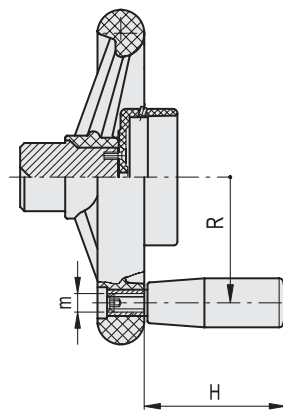


ELESA Original design

VR-GXX



VR-GXX+I



Conversion Table	
1 mm = 0.039 inch	
D	
mm	inch
160	6.30
200	7.87
250	9.84
300	11.81
375	14.76

**METRIC**

## VR-GXX

Code	Description	D	L	$d_{max}$	$p_{max}$	$d_1$	$d_3$	$l_1$	B	K	⚖	Handwheel/indicator combinations
CE.31201	VR.160-GXX2	160	50	20	30	32	76	15	22	73	500	GA02 - GA12 - GW12
CE.31401	VR.200-GXX2	200	56	26	32	40	76	15	24	78	810	GA02 - GA12 - GW12
CE.31501	VR.250-GXX5	250	67	34	25	49	122	15	30	87	1420	GA05
CE.31601	VR.300-GXX5	300	78	42	35	58	122	18	33	98	2250	GA05
CE.31701	VR.375-GXX5	375	108	45	55	58	122	26	40	119	4010	GA05

## VR-GXX+I

Code	Description	D	L	$d_{max}$	$p_{max}$	$d_1$	$d_3$	$l_1$	B	K	H	m	R	⚖	Handwheel/indicator combinations
CE.31411	VR.200-GXX2+I	200	56	26	32	40	76	15	24	78	90	M10	76	990	GA02 - GA12 - GW12
CE.31511	VR.250-GXX5+I	250	67	34	25	49	122	15	30	87	90	M10	98	1600	GA05
CE.31611	VR.300-GXX5+I	300	78	42	35	58	122	18	33	98	100	M12	113	2510	GA05
CE.31711	VR.375-GXX5+I	375	108	45	55	58	122	26	40	119	100	M12	160	4280	GA05