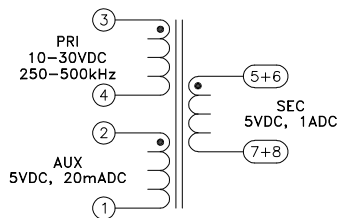
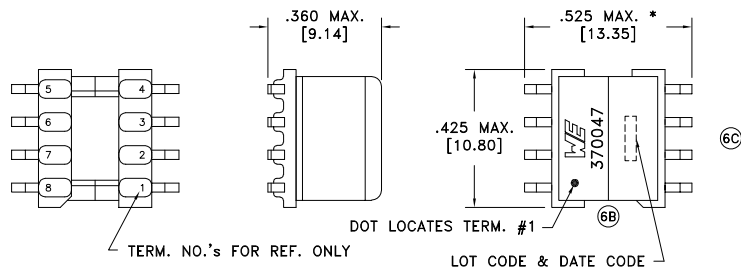


CUSTOMER TERMINAL	RoHS	LEAD(Pb)-FREE
Sn96%, Ag4%	Yes	Yes

more than you expect



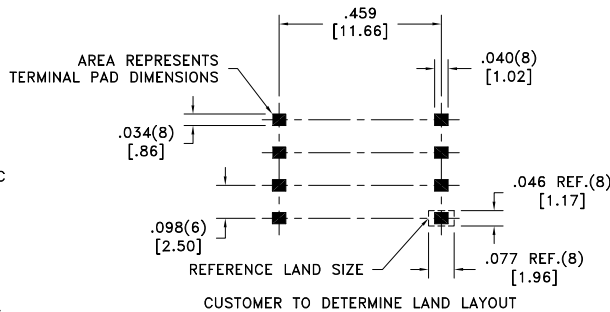
* DIMENSION MAY BE EXCEEDED WITH SOLDER ONLY



Customer to tie terminals 5+6 and 7+8 internally on PC board.

Application of the transformer allows for the leadwires between terminals 5&6 and 7&8 to solder bridge.

6B/6D



ELECTRICAL SPECIFICATIONS @ 25°C unless otherwise noted:

PARAMETER	TEST CONDITIONS	VALUE
D.C. RESISTANCE	3-4 @20°C	0.060 ohms ±15%
D.C. RESISTANCE	2-1 @20°C	0.105 ohms ±15%
D.C. RESISTANCE	5-7 tie(5+6, 7+8), @20°C	0.0125 ohms ±15%
INDUCTANCE	3-4 100kHz, 100mVAC, Ls	30uH ±10%
6B SATURATION CURRENT	20% rolloff from initial	1.7A
LEAKAGE INDUCTANCE	3-4 tie(1+2, 5+6+7+8), 100kHz, 100mVAC, Ls	1uH max.
DIELECTRIC	3-6 tie(5+6), 1875VAC, 1 second	1500VAC, 1 minute
DIELECTRIC	2-6 tie(5+6), 1875VAC, 1 second	1500VAC, 1 minute
URNS RATIO	(3-4):(5-7)	3:1, ±3%
URNS RATIO	(3-4):(6-8)	3:1, ±3%
URNS RATIO	(3-4):(2-1)	3:1, ±3%

GENERAL SPECIFICATIONS:

OPERATING TEMPERATURE RANGE: -40°C to +125°C.

AMBIENT TEMPERATURE RANGE: -40°C to +85°C.

6B Wire insulation & RoHS status not affected by wire color. Wire insulation color may vary depending on availability.

DETAILS SUBJECT TO CHANGE

REV.	DATE	Packaging Specifications		Tolerances unless otherwise specified:	DRAWING TITLE	PART NO.
6D	10/19	Method: Tape & Reel		Angles: ±1°	TRANSFORMER	750370047
6C	8/14	PKG-0523		Fractions: ±1/64		
6B	9/10	www.we-online.com/midcom		Decimals: ±.005 [.13]	This drawing is dual dimensioned. Dimensions in brackets are in millimeters.	
6A	10/08	SEE REVISION SHEET FOR REVISION LEVEL		Footprint: ±.005 [.13]		