


## Data sheet | Item number: 211-821

Marker; for Smart Printer; for use in nozzles; Length: 23 mm; white

[www.wago.com/211-821](http://www.wago.com/211-821)



### Data

#### Technical data

Marking method	Thermal transfer
Marking	plain
Delivery form	Roll
Delivery form configuration	2,500 markers/reel
Printing device	Smart Printer (Thermal Transfer Printer)

#### Physical data

Depth	0.26 mm
Length	23 mm
Marking surface	4 x 23 mm

#### Mechanical Data

Mounting type	Pushing in
Smear resistance	in conjunction with 258-5005 Ink Ribbon

Subject to changes. Please also observe the further product documentation!

WAGO GmbH & Co. KG  
Hansastr. 27  
32423 Minden  
Phone: +49571 887-0 | Fax: +49571 887-169  
Email: [info.de@wago.com](mailto:info.de@wago.com) | Web: [www.wago.com](http://www.wago.com)

Do you have any questions about our products?  
We are always happy to take your call at +49 (571) 887-44222.

## Material Data

Color	white
Material	Polyester
UV resistance	EN 60068-2-5:2010 Procedure B
Adhesive information	without adhesive
Halogen-free	Yes
Weight	220 g

## Environmental requirements

Ambient temperature (storage)	+10 ... +22 °C
Ambient temperature (operation)	-20 ... +80 °C
Relative humidity	40 ... 50 %

## Commercial data

Product Group	2 (Terminal Block Accessories)
eCl@ss 10.0	27-40-04-01
eCl@ss 9.0	27-40-06-29
ETIM 8.0	EC001530
ETIM 7.0	EC001530
PU (SPU)	1 pcs
Packaging type	box
Country of origin	DE
GTIN	4050821675006
Customs tariff number	39269097900

## Environmental Product Compliance

RoHS Compliance Status	Compliant, No Exemption
------------------------	-------------------------

## Optional accessories

### Marking accessories

Marking sleeve
----------------



#### Item no.: 211-823

Nozzles; Length: 23 mm; For the use of 211-821; halogen-free; Cable outer diameter: 1.4 ... 5.0 mm;  
transparent

[www.wago.com/211-823](http://www.wago.com/211-823)

#### Item no.: 211-824

Subject to changes. Please also observe the further product documentation!

WAGO GmbH & Co. KG

Hansastr. 27

32423 Minden

Phone: +49571 887-0 | Fax: +49571 887-169

Email: [info.de@wago.com](mailto:info.de@wago.com) | Web: [www.wago.com](http://www.wago.com)

Do you have any questions about our products?

We are always happy to take your call at +49 (571) 887-44222.

	Nozzles; Length: 23 mm; For the use of 211-821; halogen-free; Cable outer diameter: 5.0 ... 11.0 mm; transparent	<a href="http://www.wago.com/211-824">www.wago.com/211-824</a>
	<b>Item no.: 211-829</b> Nozzles; Length: 23 mm; For the use of 211-821; halogen-free; transparent	<a href="http://www.wago.com/211-829">www.wago.com/211-829</a>
	<b>Item no.: 211-922</b> Nozzles; Length: 23 mm; For the use of 211-821; halogenated; Cable outer diameter: 1.5 ... 2.5 mm; transparent	<a href="http://www.wago.com/211-922">www.wago.com/211-922</a>
	<b>Item no.: 211-923</b> Nozzles; Length: 23 mm; For the use of 211-821; halogenated; Cable outer diameter: 2.0 ... 4.0 mm; transparent	<a href="http://www.wago.com/211-923">www.wago.com/211-923</a>
	<b>Item no.: 211-924</b> Nozzles; Length: 23 mm; For the use of 211-821; halogenated; Cable outer diameter: 4.0 ... 7.0 mm; transparent	<a href="http://www.wago.com/211-924">www.wago.com/211-924</a>
	<b>Item no.: 211-925</b> Nozzles; Length: 23 mm; For the use of 211-821; halogenated; Cable outer diameter: 6.0 ... 10.0 mm; transparent	<a href="http://www.wago.com/211-925">www.wago.com/211-925</a>
	<b>Item no.: 211-926</b> Nozzles; Length: 23 mm; For the use of 211-821; halogenated; Cable outer diameter: 10.0 ... 14.0 mm; transparent	<a href="http://www.wago.com/211-926">www.wago.com/211-926</a>
	<b>Item no.: 211-927</b> Nozzles; Length: 23 mm; For the use of 211-821; halogenated; Cable outer diameter: 14.0 ... 22.0 mm; transparent	<a href="http://www.wago.com/211-927">www.wago.com/211-927</a>
<b>Marking devices</b>		
	<b>Item no.: 258-5000</b> Thermal transfer printer; Smart Printer; for complete control cabinet marking; 300 dpi; With marking material	<a href="http://www.wago.com/258-5000">www.wago.com/258-5000</a>

## Downloads

### Documentation

#### Operating Instructions

211-821 Information on printing material	1	pdf	Download
	2020 Aug 28	1.3 MB	

## Environmental Product Compliance

### Compliance Search

Subject to changes. Please also observe the further product documentation!

Environmental Product Compliance 211-821

[URL](#)

[Download](#)

Marker; for Smart Printer; for use in nozzles; Length: 23 mm; white

## Installation Notes


### Marking



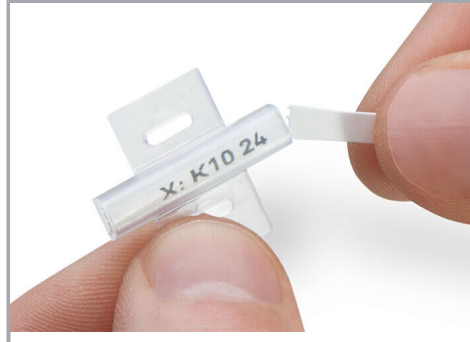
Remove the printed marker from the reel.



Slide the marker into the marking sleeve receptacle. Replacing the marker is also possible after the conductor has been terminated.



Slide the marker through the marker slot up to the end of the sleeve.



Then remove the rest of the card by twisting it off.

Subject to changes. Please also observe the further product documentation!